

ENGLISH

This manual contains important safety information.

CONGRATULATIONS!

You are now the proud owner of one of the coolest vehicles on the planet. This manual will help you learn to ride and care for your Wave™ board. Like any sport, there are risks associated with participating, so be careful, practice and have fun.

Please review the entire manual prior to riding your Wave board for the first time.

WARNING

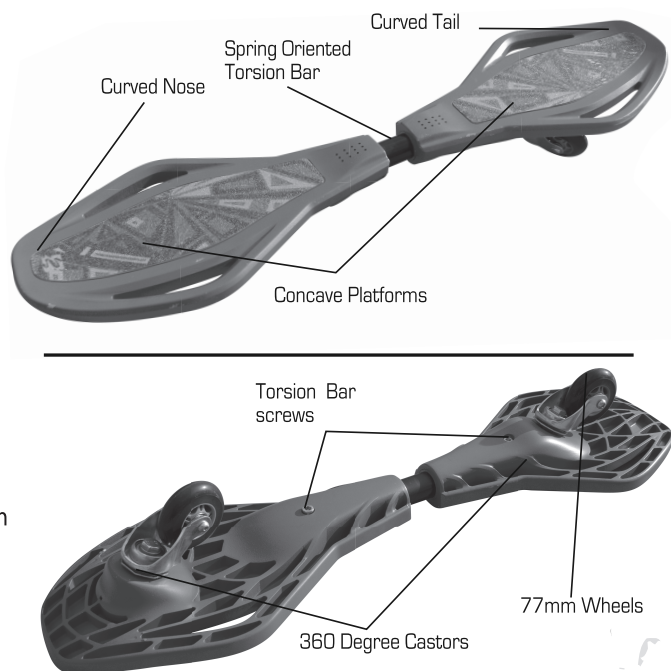
Wave board riding can be a dangerous activity. Children should be supervised at all times by a competent adult. Make sure to wear a helmet and for added protection, you can also wear knee and elbow pads. Do not ride your Wave board on hills, streets, or in other potentially hazardous areas. Be sure to check all fasteners and hardware to ensure they are tight before each use.

LIMITED WARRANTY

The manufacturer warrants this product to be free from manufacturing defects for a period of six months from date of purchase. This warranty does not cover wheels or normal wear and tear, nor any damage, failure or loss caused by improper use or storage of the Wave board. This Limited Warranty will be void if the product is ever: rented, used in a manner other than for appropriate recreation or modified in any way. The manufacturer is not liable for incidental or consequential loss or damage due directly or indirectly to the use of this product.

SPECIAL FEATURES

- Self propelled
- Concave platforms that conform to your foot
- Traction plates for extra grip
- Wheels that turn 360°, providing amazing control
- Heavy duty torsion bar promotes the custom "S" shape motion




Come visit us at www.streetsurfing.com StreetSurfing Worldwide.

- 1.** Place the Wave board on a very slight downward slope.




- 2.** Place your leading foot in the center of the front platform of the board and position the board so that it is level with the ground.



- 3.** Give a push with your back foot and lean your weight over your front foot.



- 4.** After you push off, make sure you look straight ahead and not down at the ground. Straighten your body and bend your knees slightly.



- 5.** Immediately after pushing off, start the twisting motion. You want the board to move in an "S" shape.



- 6.** Move your shoulders and your hips back and forth continuously and you will be able to self propel your Wave board without ever putting your foot down on the ground!



WHEELS

Size 77 mm Hardness – 85A

Wave Board wheels are interchangeable with common inline skate wheels found at most sporting good stores and skate shops. However it is recommended to use Wave Board wheels or Street Surfing approved wheels, which last longer and provide a better ride.

Come check out the accessories available at our website www.streetsurfing.com

PROTECTIVE GEAR

Be sure to get a properly fitted helmet and keep the strap buckled. If you think you need them, you can also wear elbow and knee pads for extra protection.

ALERT !

- Skate under control at all times
 - Watch out for hazards
- Avoid oil, water, dirt and sand
 - Avoid traffic
- Don't use at night

Maximum capacity is 250 lbs. Do not exceed