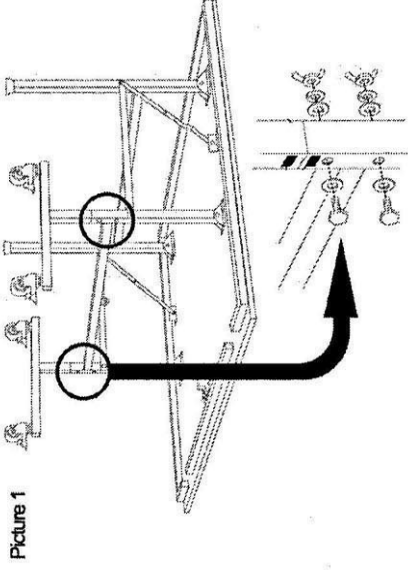


Instruction of inSPORTline Llex Foldable Movable Table Tennis Table

Assembling Instruction

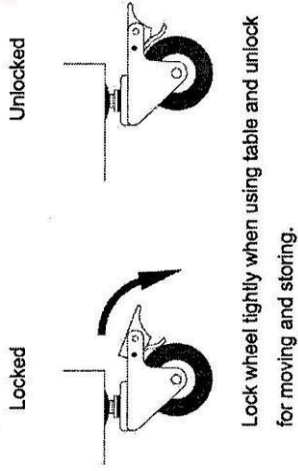
- The table should be assembled and moved by two persons or above.
- Open the carton and check to ensure all accessories and fittings are complete. ● Install "T" rolling leg according to picture 1. ● Tighten all screws and turn table up before use.



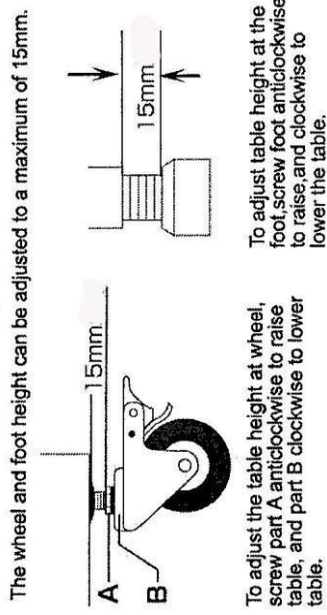
Adjustment and notice when Use

- Before the table is putted into use, press down the brake-sheet of the footwheel. Before folding and moving it, release the brake-sheet (as picture 2). ● It is not allowed to fold and move the table while it is in the state of brake. ● If there is height difference between the 2 parts of table-surface, you can adjust the legs or wheels (as picture 3). ● There is a lock (as picture 4). Release it before opening the table and lock it prior to folding the table.

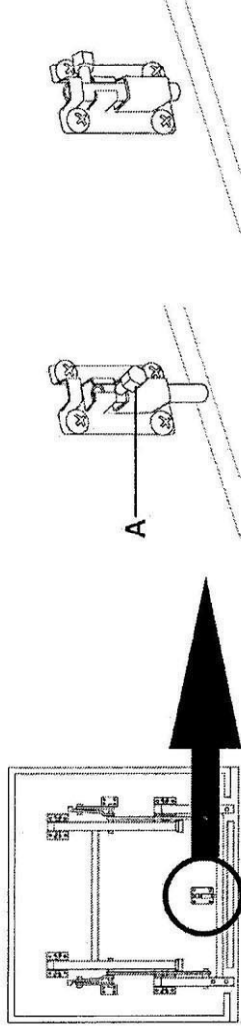
Picture 2



Picture 3



Picture 4



Maintenance

- Please put the table in the cool and dry place. ● Never put it in the open air to be exposed to the sun or rain. ● Never sit on the table. Avoid putting heavy and spiculate things on the table-surface. ● Don't wash the table-surface with water and clear the table surface with a waterfish towel. ● Forbid pushing the table on the rugged ground.

