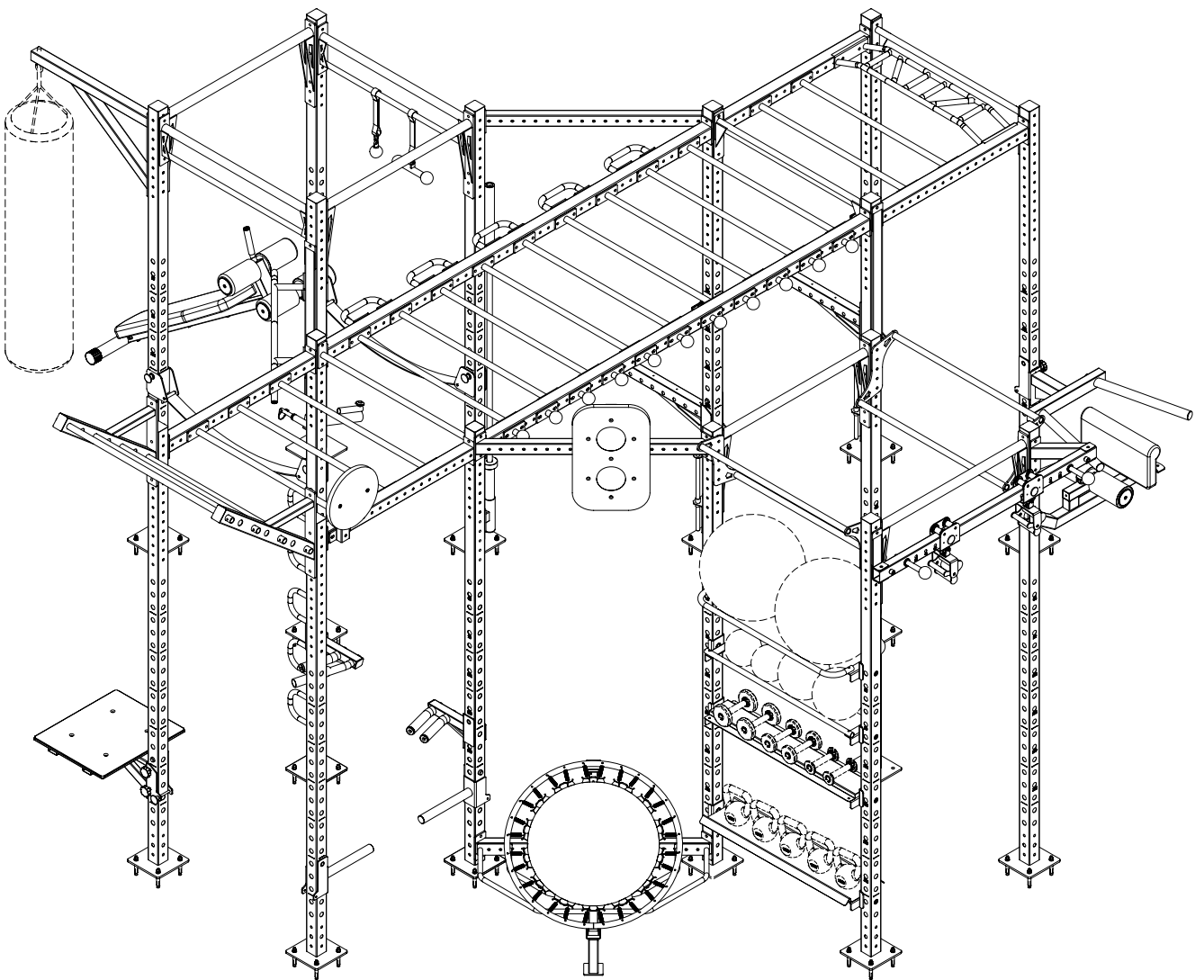
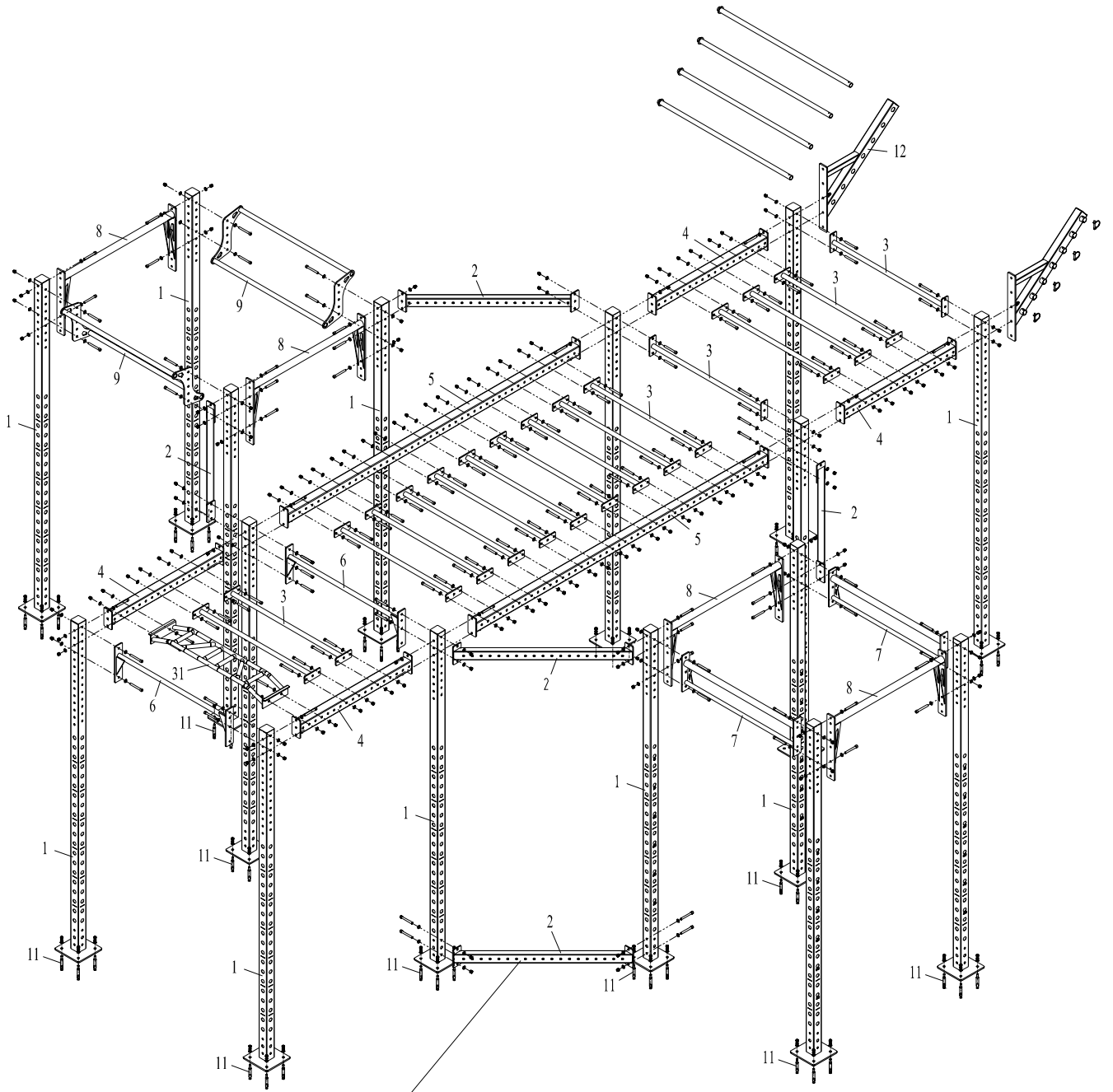


CROSS FIT

CF1008 OPTION10

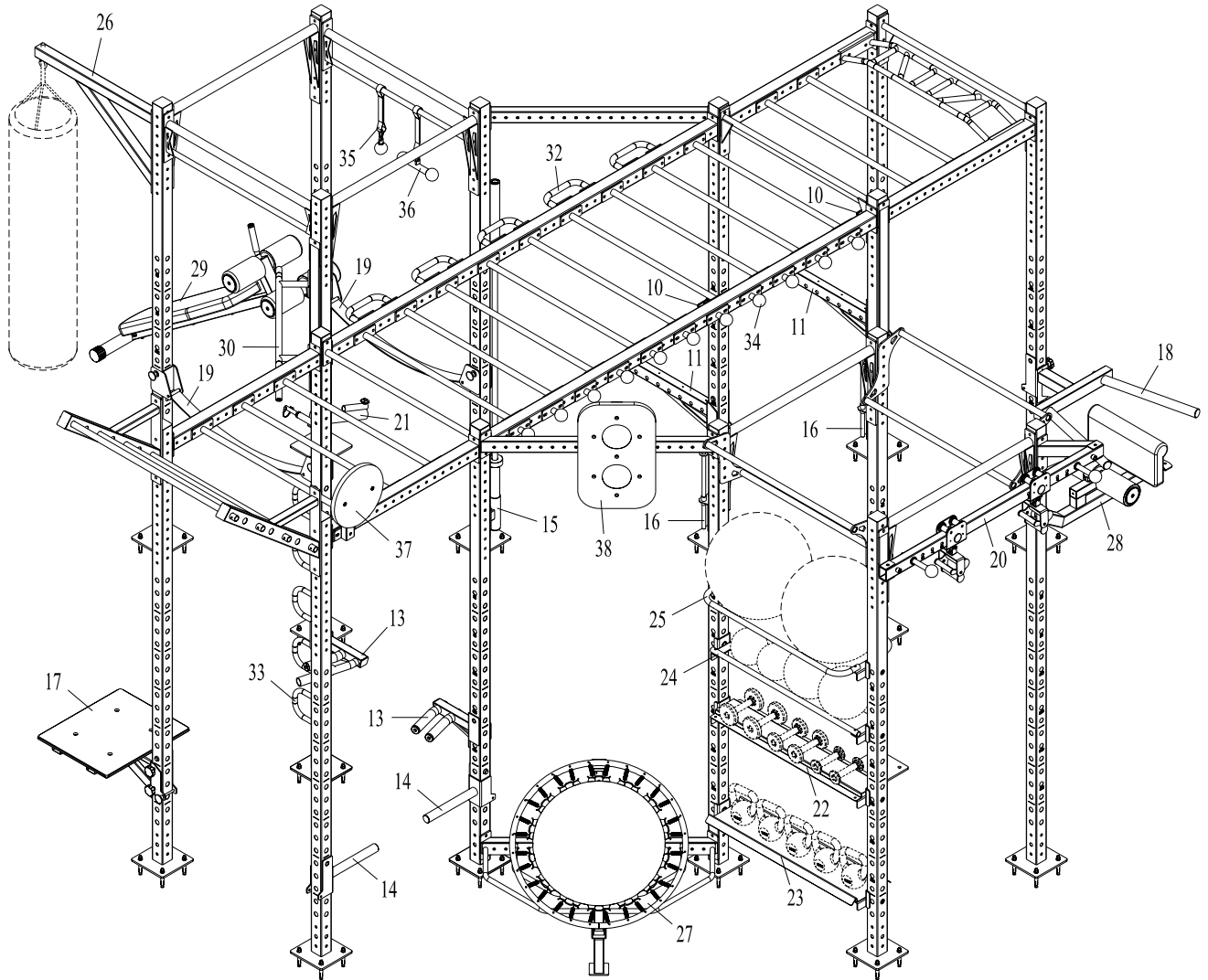


EXPLODED DRAWING




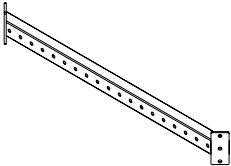
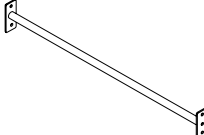
The bar is for trampoline, you can move it to the appropriate location

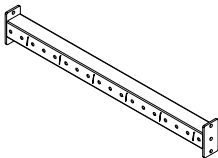
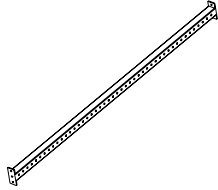
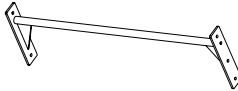
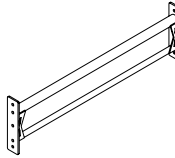
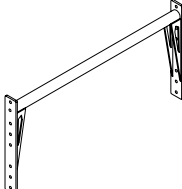
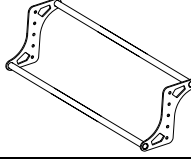
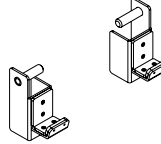
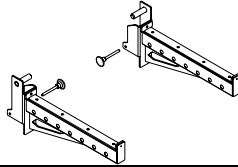
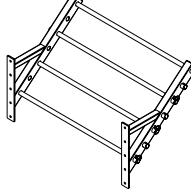
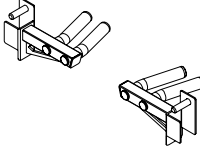
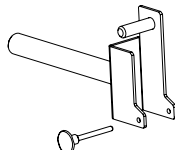
DRAWING 1

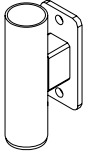
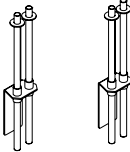
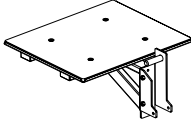
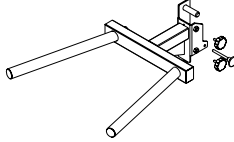
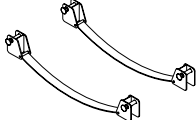
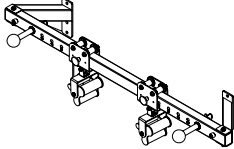
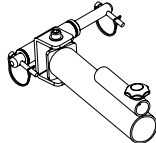


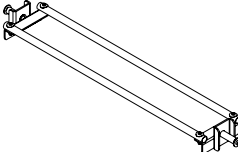
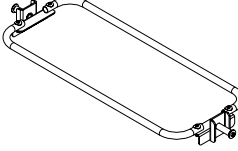
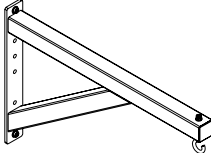


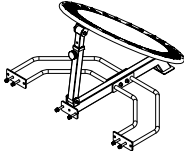
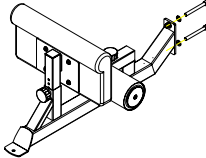
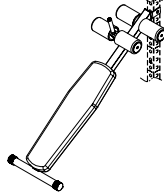
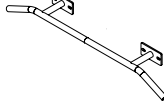
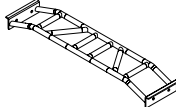
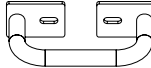
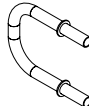
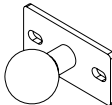

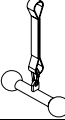
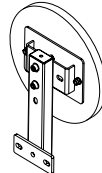
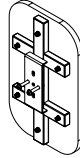


DRAWING 2

PART LIST

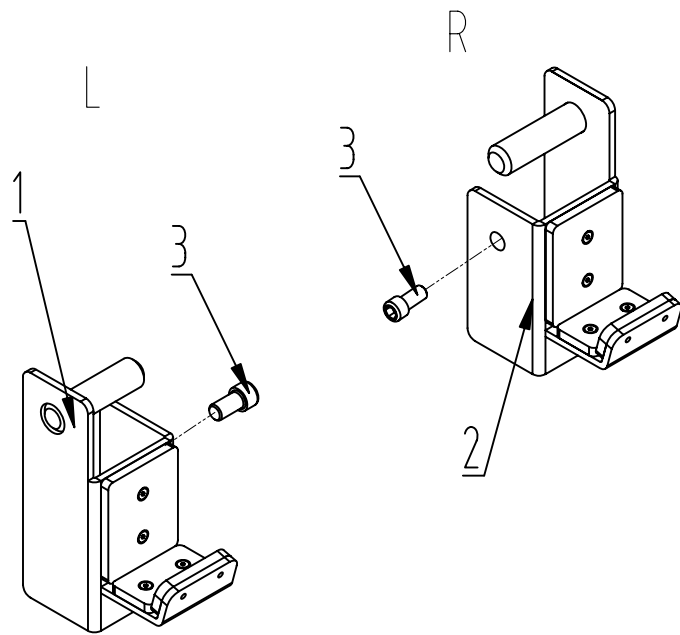
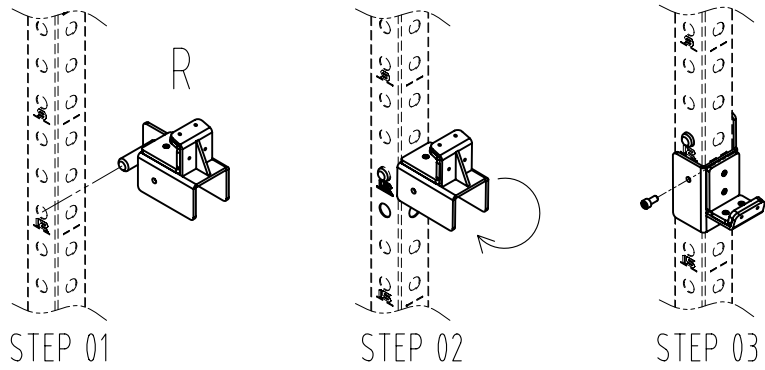
NO.	DESCRIPTION	DRAWING	QTY
1	<p align="center">UPRIGHT TUBE (230*230*2742)</p>		16
2	<p align="center">ELEVATION CROSS BAR (150*55*1226)</p>		5
3	<p align="center">MONKEY BAR (60*150*1080) MAX USERS BODYWEIGHT: 350LBS(150KG)</p>		16

4	<p align="center">CROSS BAR (75*150*1080) MAX USERS BODYWEIGHT: 350LBS(150KG)</p>		4
5	<p align="center">CROSS BAR (75*150*2815) MAX USERS BODYWEIGHT: 700LBS(300KG)</p>		2
6	<p align="center">CHIN-UP BAR (70*300*1080) MAX USERS BODYWEIGHT: 350LBS(150KG)</p>		2
7	<p align="center">CHIN-UP BAR (70*300*1080) MAX USERS BODYWEIGHT: 350LBS(150KG)</p>		2
8	<p align="center">OVERPRSS (70*525*1080) MAX USERS BODYWEIGHT: 350LBS(150KG)</p>		4
9	<p align="center">S-BAR (70*525*1080) MAX USERS BODYWEIGHT: 350LBS(150KG)</p>		2
10	<p align="center">CF1001-D1 (J HOOKS) MAX USERS BODYWEIGHT: 550LBS(250KG)</p>		1
11	<p align="center">CF1001-D2 (SAFETY HOLDER) MAX USERS BODYWEIGHT: 550LBS(250KG)</p>		1
12	<p align="center">CF1001-E (PULL UP RAMP) MAX USERS BODYWEIGHT: 350LBS(150KG)</p>		1
13	<p align="center">CF1001-G (DIP HORN) MAX LOAD: 330LBS(150KG)</p>		1
14	<p align="center">CF1001-H (PLATE STORAGE SLEEVE) MAX LOAD: 330LBS (150KG)</p>		2

15	CF1001-H2 (BAR HOLDER)		1
16	CF1001-I (POWER BAND PEGS)		1
17	CF1001-L2 (PLYO PLATFORM)		1
18	CF1001-M (DIP HORN) MAX LOAD: 450LBS (200KG)		1
19	CF1001-N (SLING BRIDGE) MAX LOAD:2200LBS (1000KG)		1
20	CF1001-O (SLIDING PULL UP SYSTEM) MAX USERS BODYWEIGHT: 450LBS(200KG)		1
21	CF1001-Q (ROTATIONAL CORE)		1
22	CF1001-R2 (DUMBBELL STORAGE)		1
23	CF1001-R3 (KETTLEBELL STORAGE)		1
24	CF1001-R4 (SLAM BALL &MEDICINE BALL STORAGE)		1
25	CF1001-R5 (GYM BALL STORAGE)		1
26	CF1001-S1 (PUNCHING BAG BRACKET)		1

27	CF1001-V (TRAMPOLINE)		1
28	CF1001-W1 (SISSY SQUAT)		1
29	CF1001-W4 (SUPINE BOARD)		1
30	CF1001-G2 (SUPINE BOARD)		1
31	CF1002-G4 (CHIN UP BAR)		1
32	CF1002-I1 (D SHAPE HANDLE)		5
33	CF1002-I2 (U SHAPED HOOK)		5
34	CF1002-J1 (RACK BALL)		11
35	CF1002-J2 (GRIP BALL)		1
36	CF1002-J3 (DOG BONE PULL-UP BALL)		1
37	CF1002-O (WALL BALL TARGET)		1
38	CF1002-O2 (WALL BALL TARGET)		1
39	HEXAGON SOCKET CAP BOLT M12*110 + TWO WASHERS12 + LOCK NUT M12		136
40	EXPANSION SCREW		64

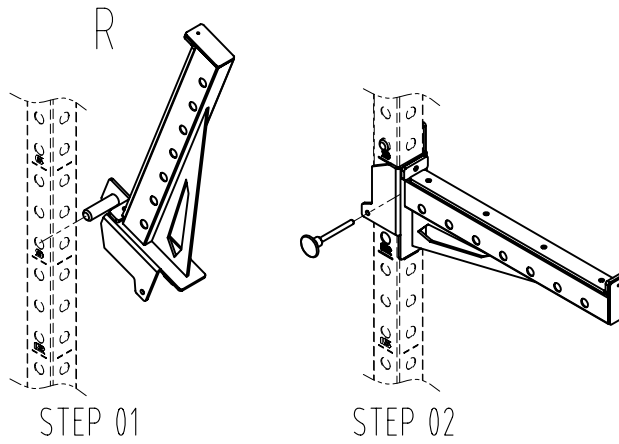
J HOOKS



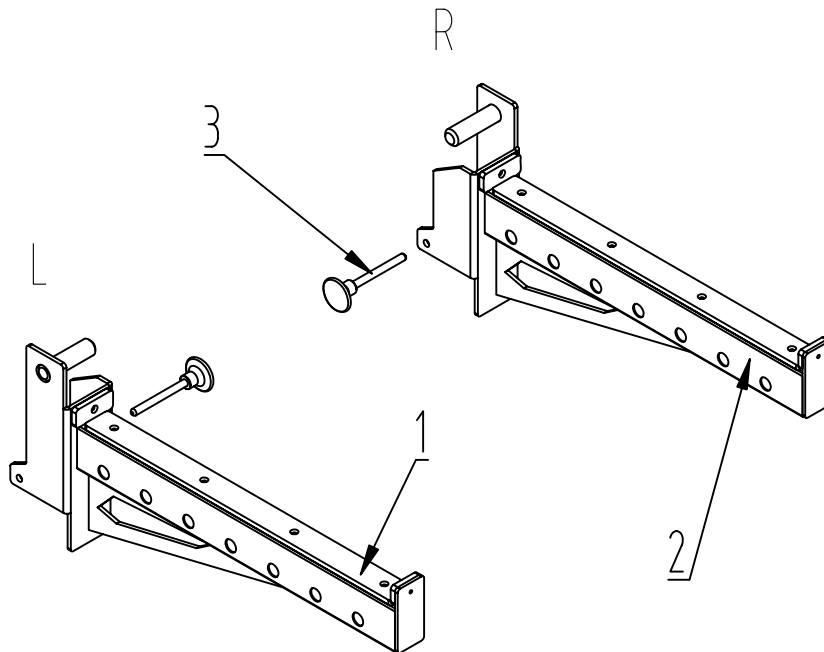
CF1001-D1

NO.	DESCRIPTION	QTY
1	J HOOK (LEFT)	1
2	J HOOK (RIGHT)	1
3	HEXAGON SOCKET CAP BOLT M10×20	2

SAFETY HOLDER



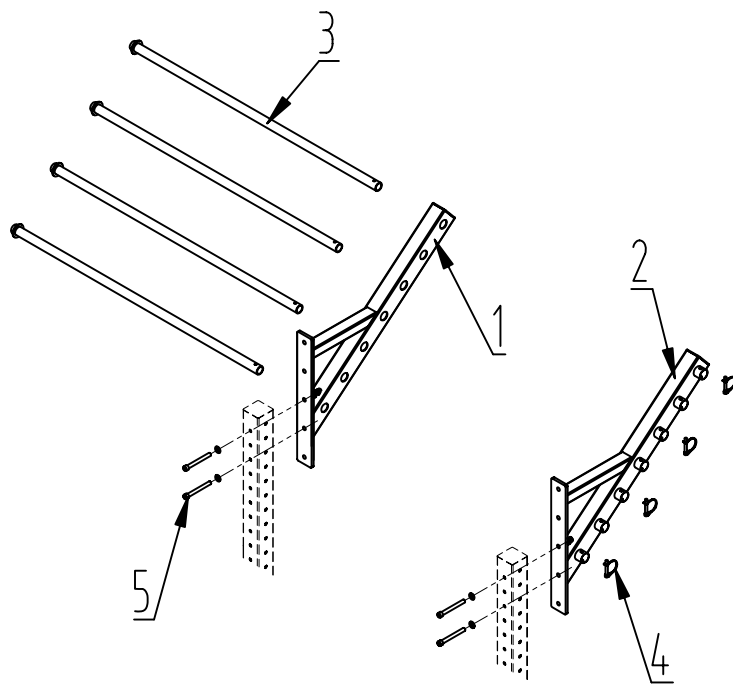
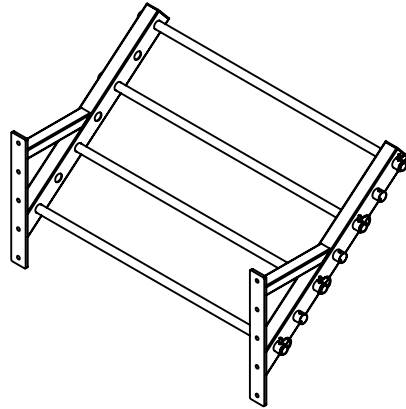
NOTE: Please insert the magnetic pin to the end.



CF1001-D2

NO.	DESCRIPTION	QTY
1	SAFETY HOLDER (LEFT)	1
2	SAFETY HOLDER (RIGHT)	1
3	MAGNETIC PIN	2

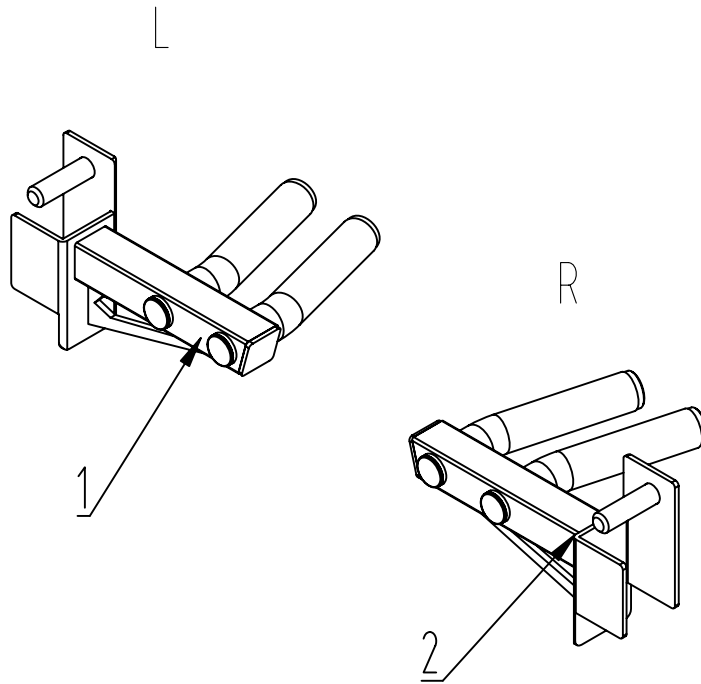
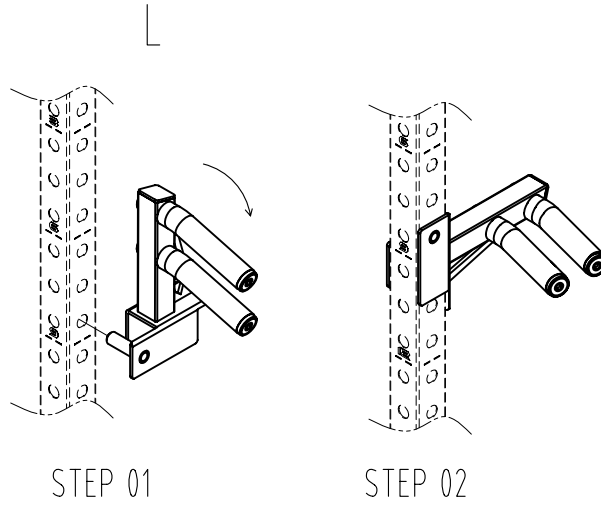
PULL UP RAMP



CF1001-E

NO.	DESCRIPTION	QTY
1	SUPPORT (LEFT)	1
2	SUPPORT (RIGHT)	1
3	HAND BAR	4
4	LOCK PIN	4
5	HEXAGON SOCKET CAP BOLT M12×110+TWO WASHERS 12+LOCK NUT M12	4

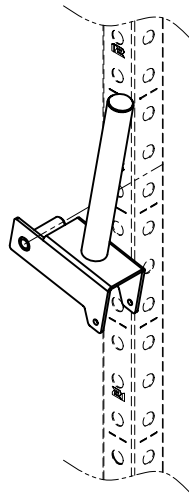
DIP HORN



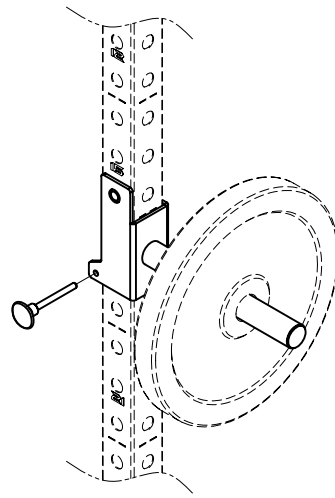
CF1001-G

NO.	DESCRIPTION	QTY
1	DIP HORN (LEFT)	1
2	DIP HORN (RIGHT)	1

PLATE STORAGE SLEEVE

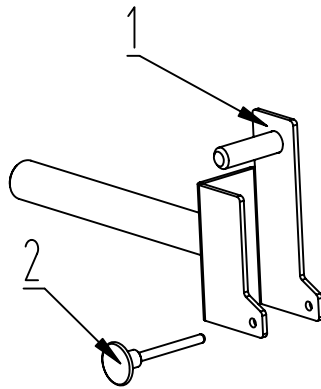


STEP 01



STEP 02

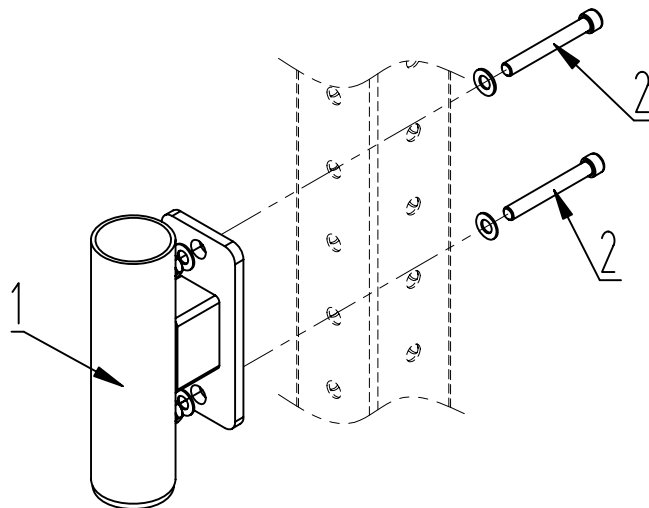
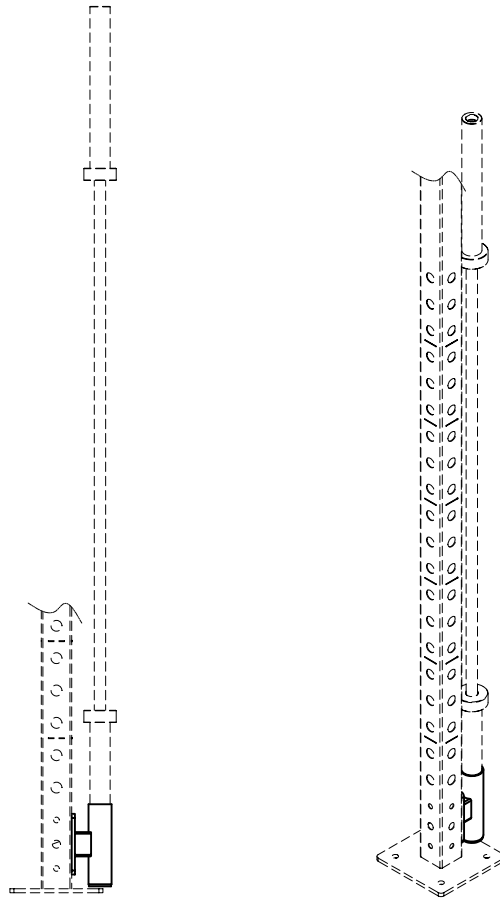
NOTE: Please insert the magnetic pin to the end.



CF1001-H

NO.	DESCRIPTION	QTY
1	PLATE STORAGE SLEEVE	1
2	MAGNETIC PIN	1

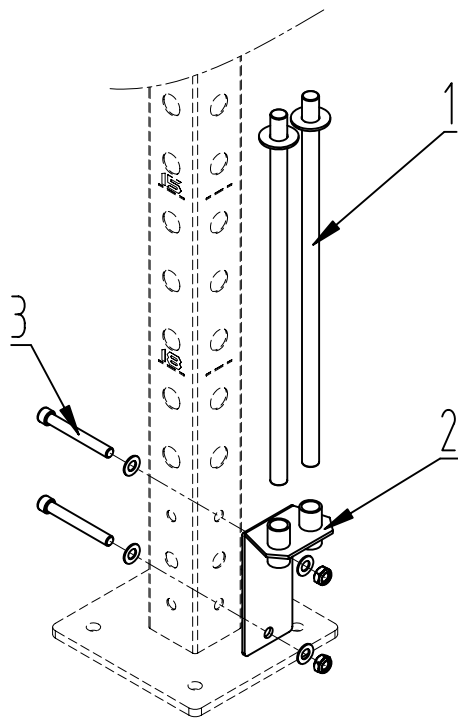
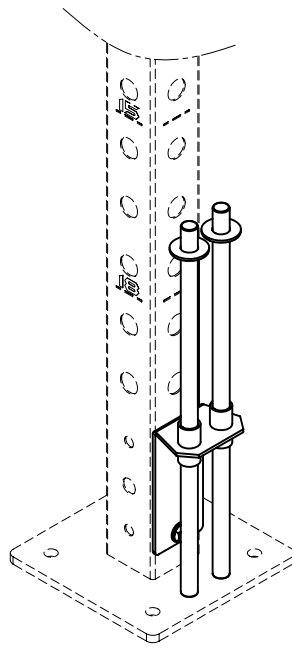
BAR HOLDER



CF1001-H2

NO.	DESCRIPTION	QTY
1	BAR HOLDER	1
2	HEXAGON SOCKET CAP BOLT M12×100+TWO WASHERS 12+LOCK NUT M12	2

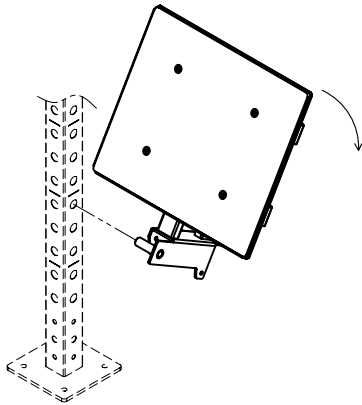
POWER BAND PEGS



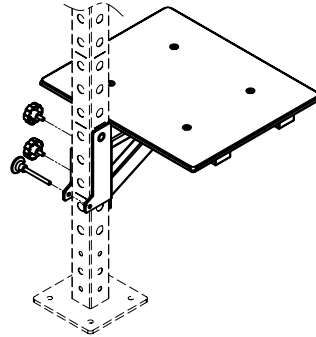
CF1001-I

NO.	DESCRIPTION	QTY
1	LONG ROD	2
2	ROD SUPPORT	1
3	HEXAGON SOCKET CAP BOLT M12×95+TWO WASHERS 12+LOCK NUT M12	2

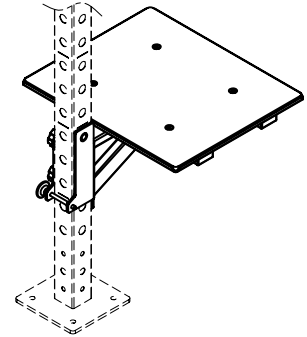
PLYO PLATFORM



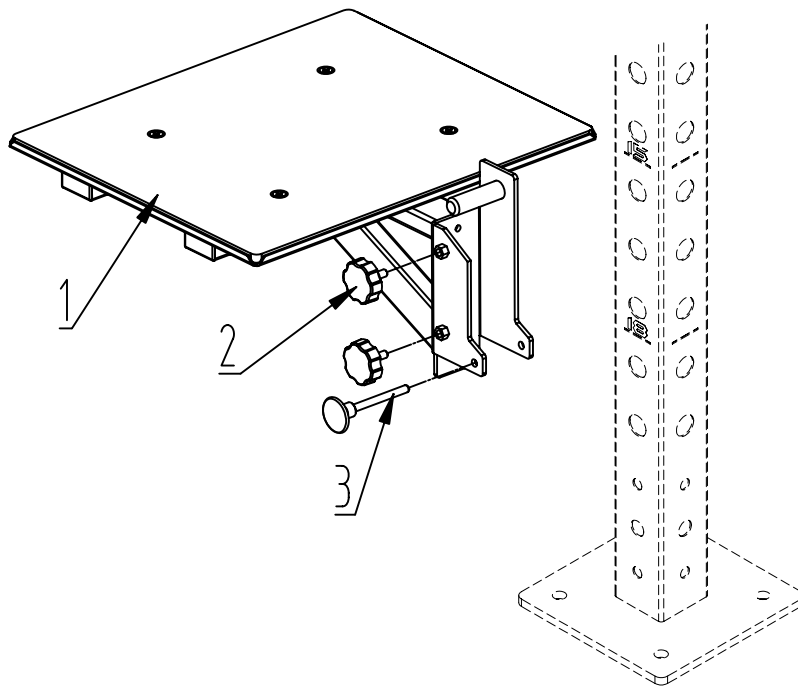
STEP 01



STEP 02



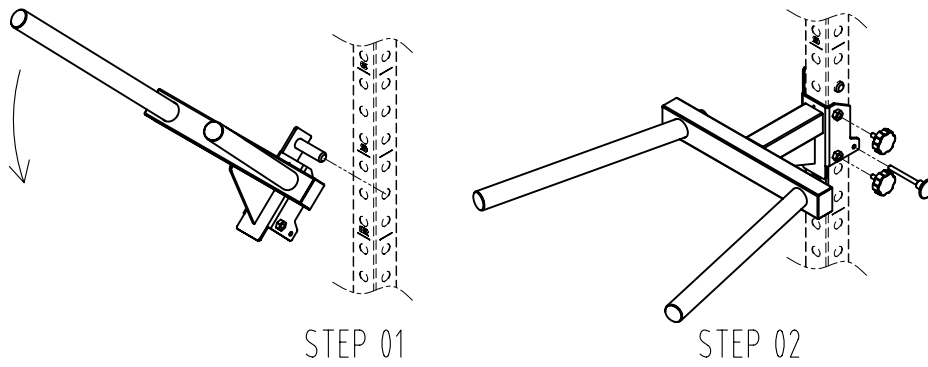
STEP 03



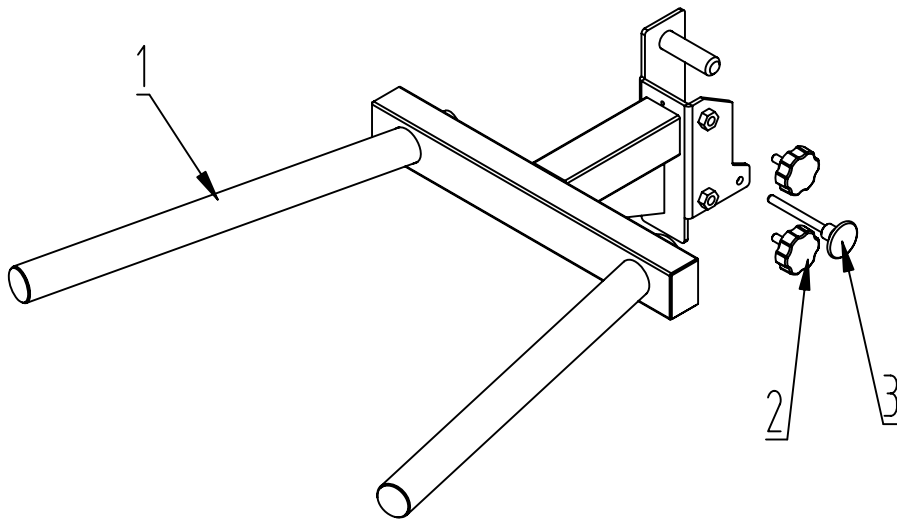
CF1001-L2

NO.	DESCRIPTION	QTY
1	PLYO PLATFORM	1
2	PLUM SHAPED SCREW	2
3	MAGNETIC PIN	1

DIP HORN



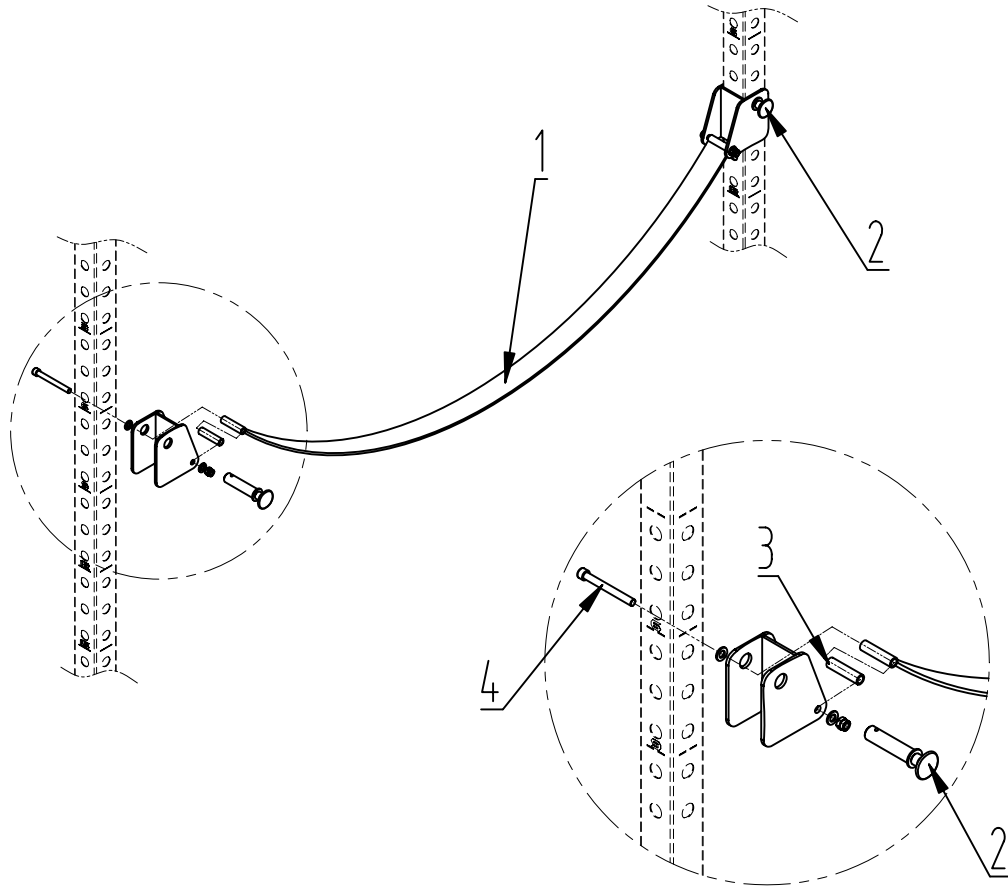
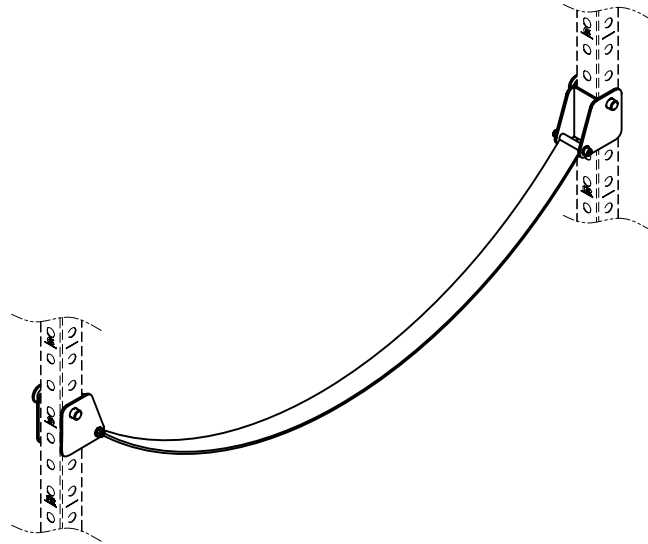
NOTE: Please tighten the plum shaped screw.



CF1001-M

NO.	DESCRIPTION	QTY
1	DIP HORN	1
2	PLUM SHAPED SCREW	2
3	MAGNETIC PIN	1

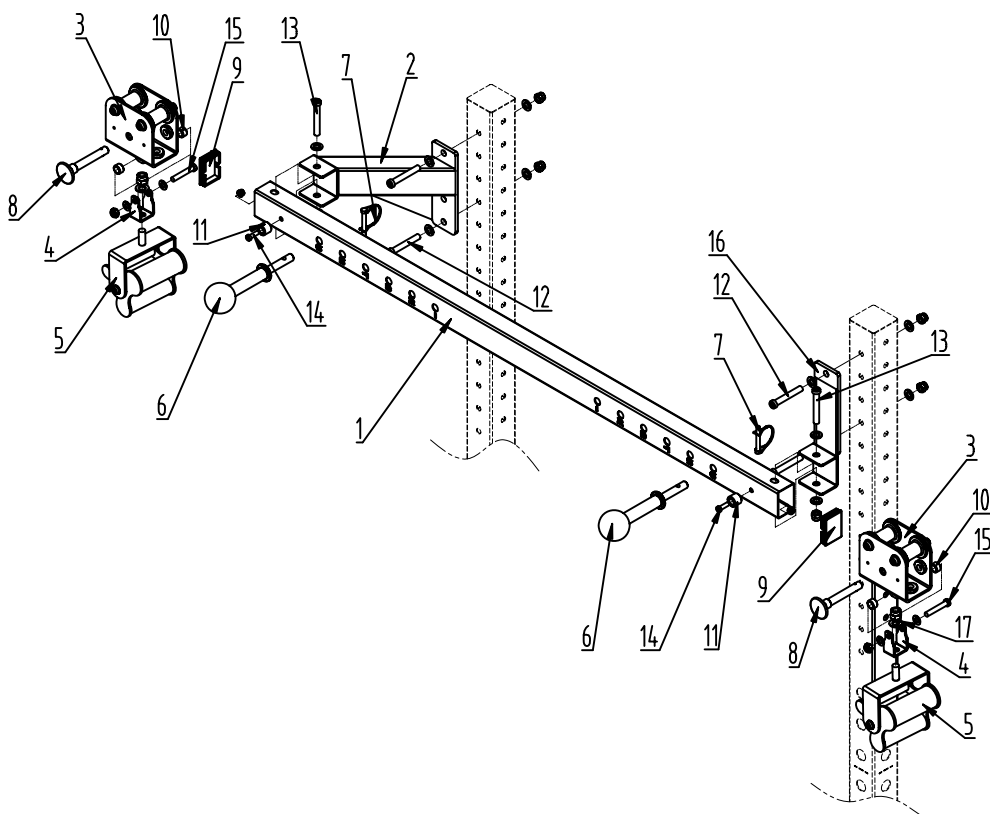
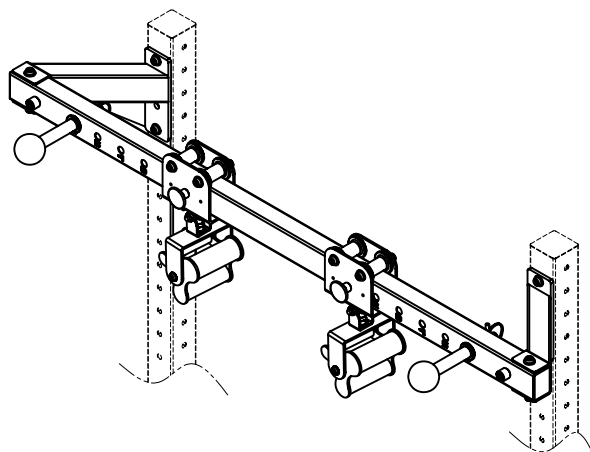
SLING BRIDGE



CF1001-N

NO.	DESCRIPTION	QTY
1	SLING BRIDGE	2
2	PIN	4
3	BUSHING	4
4	HEXAGON SOCKET CAP BOLT M12×105+TWO WASHERS 12+LOCK NUT M12	4

SLIDING PULL UP SYSTEM

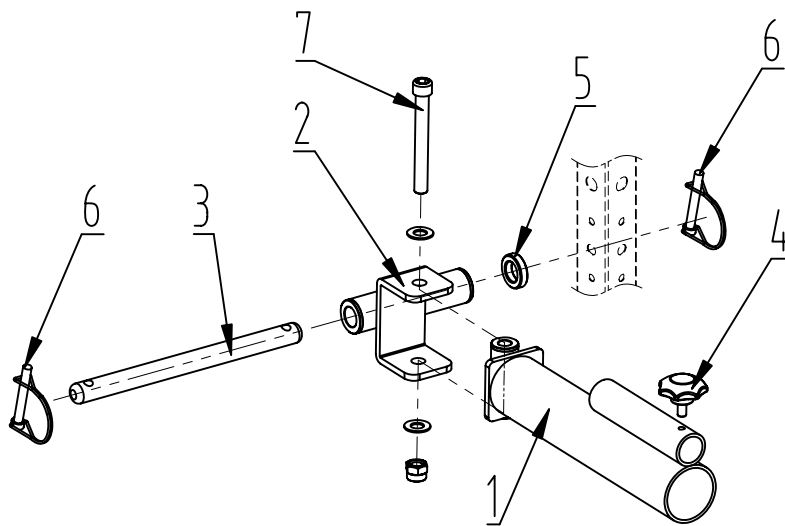
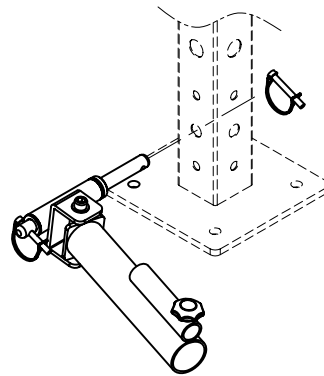


CF1001-0		
NO.	DESCRIPTION	QTY
1	RECTANGLE TUBE	1
2	LEFT SUPPORT	1
3	SLIPING COMPONENT	2
4	CONNECT COMPONENT	2
5	HANDLE	2
6	BALL HEAD GRIPPER	2
7	LOCK PIN	2
8	INSERT PIN	2
9	RECTANGLE PLUG	2
10	BUFFER (SMALL)	4
11	BUFFER	2
12	HEXAGON SOCKET CAP BOLT M12x110+TWO WASHERS 12+LOCK NUT M12	4
13	HEXAGON SOCKET CAP BOLT M12x95+TWO WASHERS 12+LOCK NUT M12	2
14	HEXAGON SOCKET CAP BOLT M8x25+LOCK NUT M8	2
15	HEXAGON SOCKET CAP BOLT M10x60+TWO WASHERS 10+LOCK NUT M10	2
16	RIGHT SUPPORT	1
17	WASHER 14 + LOCK NUT M14	2

INSTRUCTION:

1. Attach part 2 and part 16 to the upright tube with four bolt assemblies 12;
2. Attach part 11 to part 1 with two bolt assemblies 14;
3. Attach parts 9 to part 1;
4. Attach part 4 to part 5 with bolt assembly 17;
5. Attach part 3 and part 10 to part 4 with bolt assembly 15;
6. Attach parts 3 to part 1 with two parts 8;
7. Attach two parts 6 to part 1 with two parts 7;

ROTATIONAL CORE



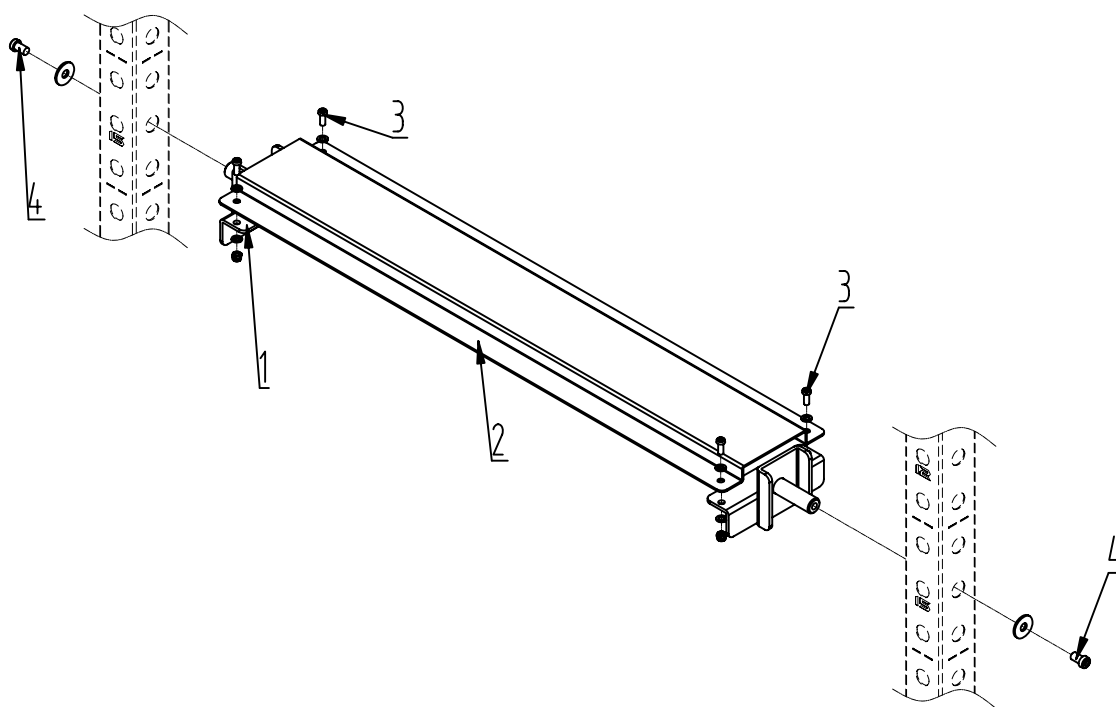
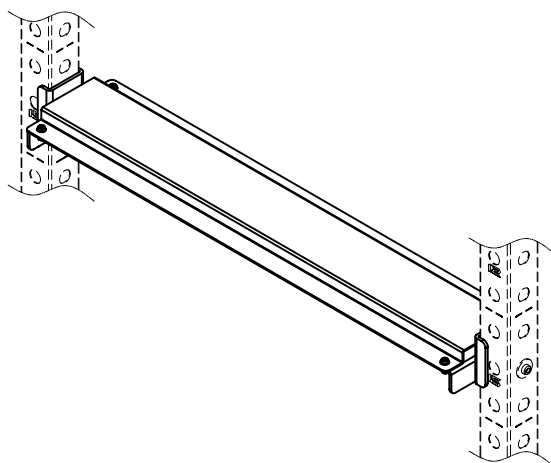
INSTRUCTION:

1. Attach part 1 to part 2 with bolt assembly 7, attach part 4 to part 1;
2. Attach the left part 6 to part 3;
3. Attach part 3 to part 2, part 5 and the upright tube with another part 6.

CF1001-Q

NO.	DESCRIPTION	QTY
1	BAR SUPPORT	1
2	ROTATIONAL SUPPORT	1
3	AXIS	1
4	PLUM SHAPED SCREW	1
5	NYLON BUSHING	1
6	LOCK PIN	2
7	HEXAGON SOCKET CAP BOLT M12×105+TWO WASHERS 12+LOCK NUT M12	1

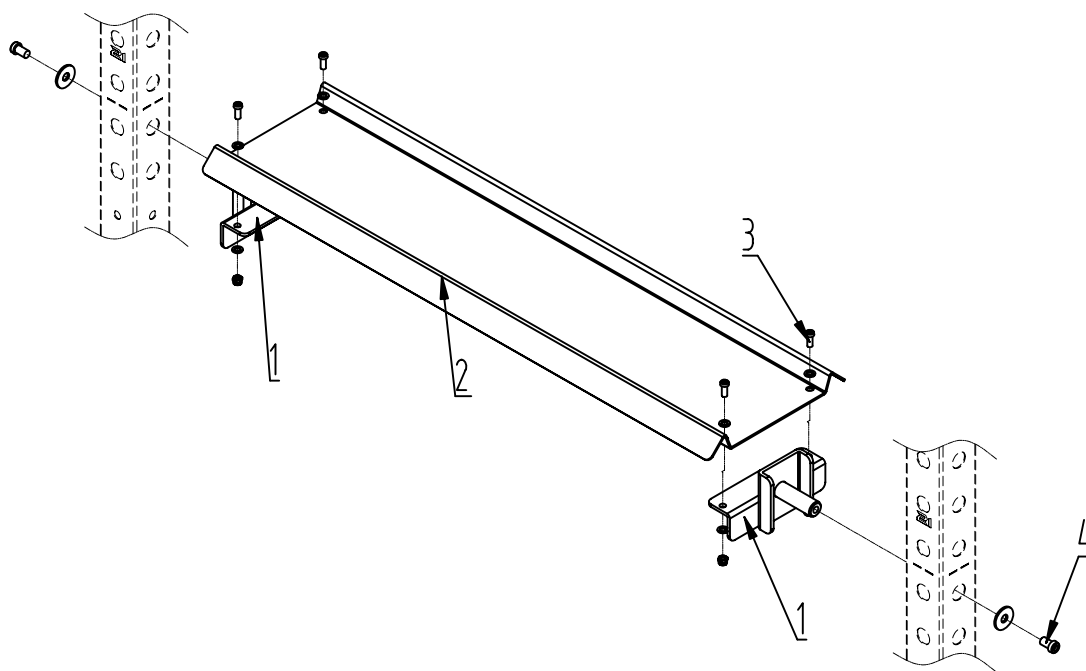
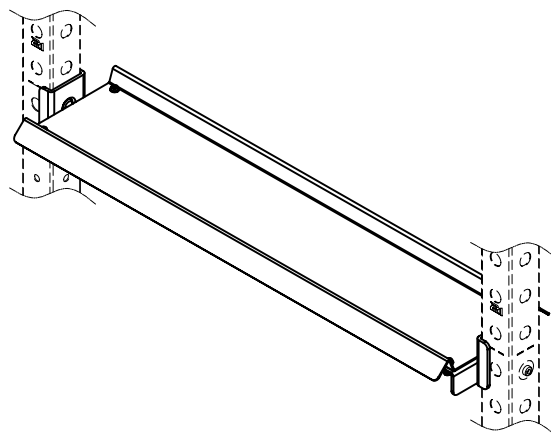
DUMBBELL STORAGE



CF1001-R2

NO.	DESCRIPTION	QTY
1	FIXATION	2
2	BALL CARRIER	1
3	HEXAGON SOCKET CAP BOLT M8×20+TWO WASHERS 8+LOCK NUT M8	4
4	HEXAGON SOCKET CAP BOLT M12×20+BIG WASHER 12+LOCK NUT M12	2

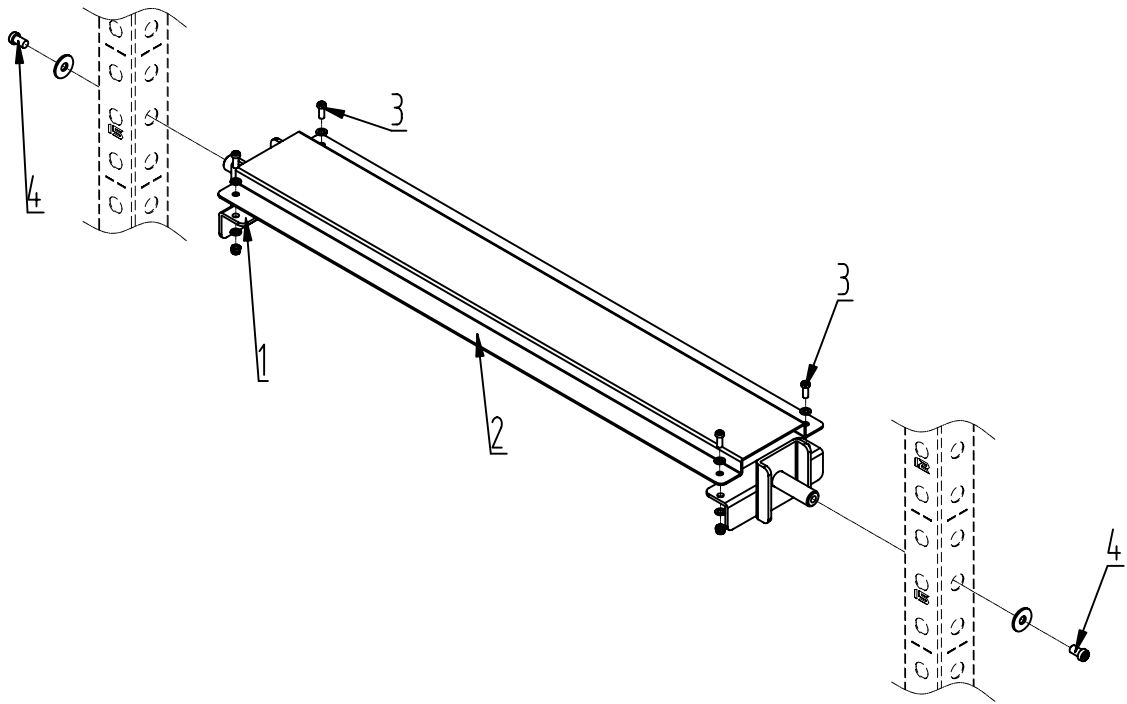
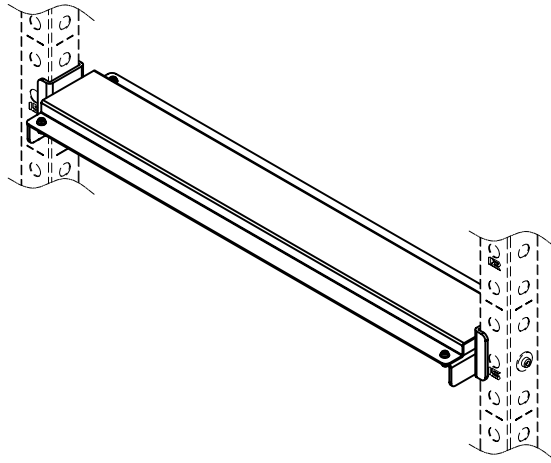
KETTLEBELL STORAGE



CF1001-R3

NO.	DESCRIPTION	QTY
1	FIXATION	2
2	BALL CARRIER	1
3	HEXAGON SOCKET CAP BOLT M8×20+TWO WASHERS 8+LOCK NUT M8	4
4	HEXAGON SOCKET CAP BOLT M12×20+BIG WASHER 12	2

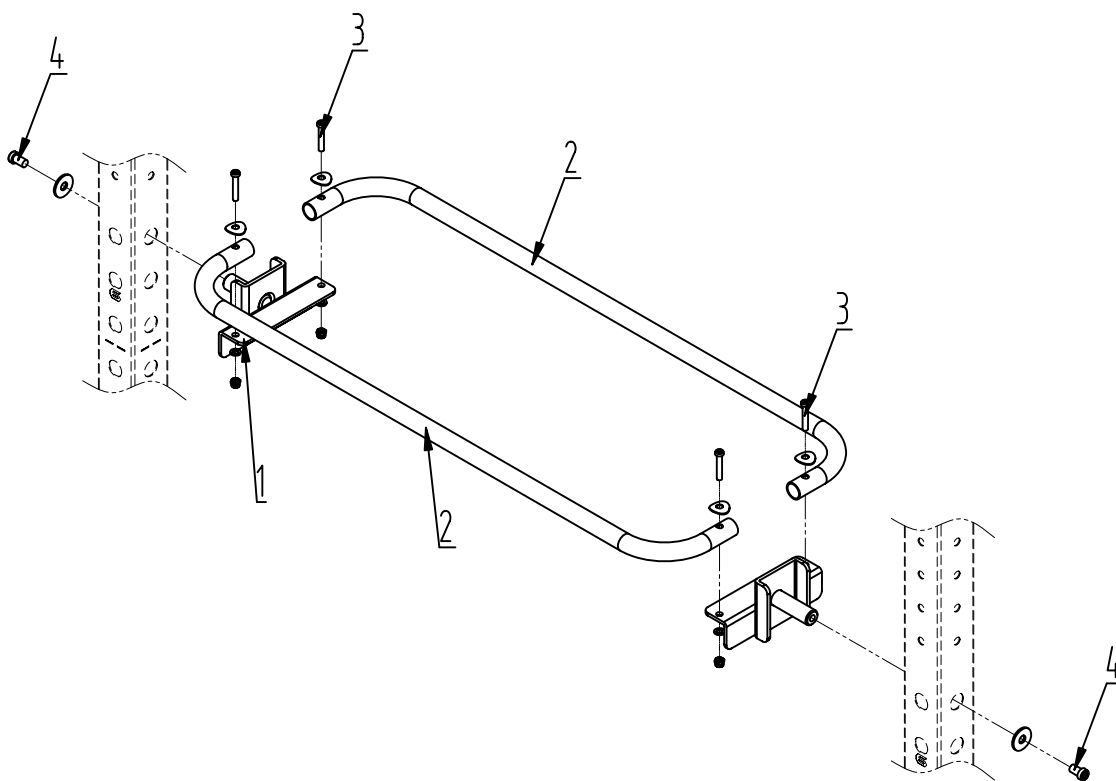
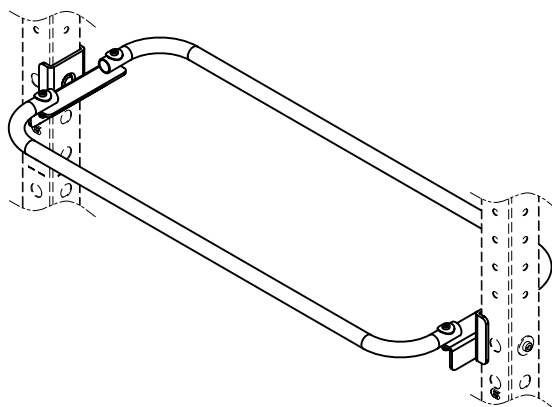
DUMBBELL STORAGE



CF1001-R2

NO.	DESCRIPTION	QTY
1	FIXATION	2
2	BALL CARRIER	1
3	HEXAGON SOCKET CAP BOLT M8×20+TWO WASHERS 8+LOCK NUT M8	4
4	HEXAGON SOCKET CAP BOLT M12×20+BIG WASHER 12	2

GYM BALL STORAGE

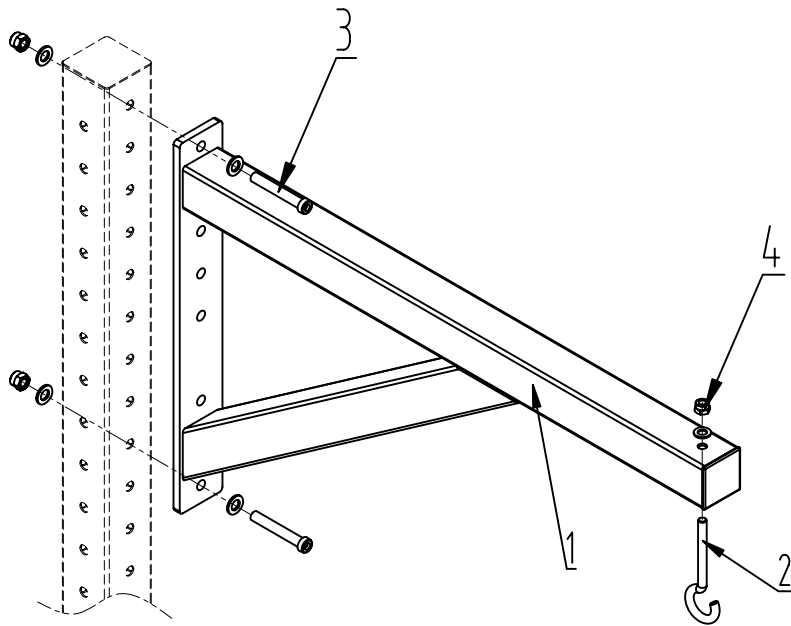
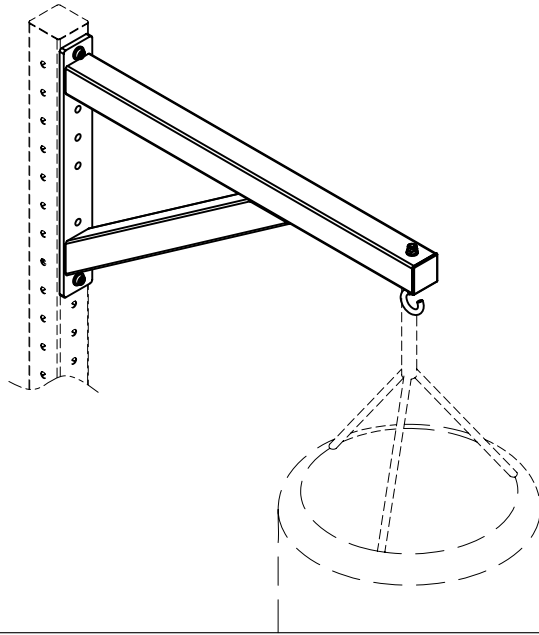


CF1001-R5

DESCRIPTION

NO.	DESCRIPTION	QTY
1	FIXATION	2
2	BALL CARRIER	2
3	HEXAGON SOCKET CAP BOLT M8×45+BEND WASHER 8+WASHER 8+LOCK NUT M8	4
4	HEXAGON SOCKET CAP BOLT M12×20+BIG WASHER 12	2

PUNCHING BAG BRACKET

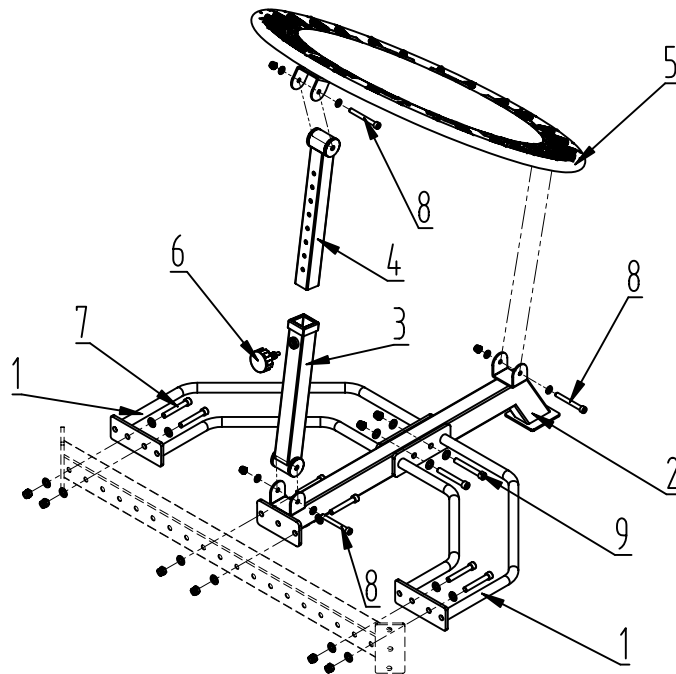
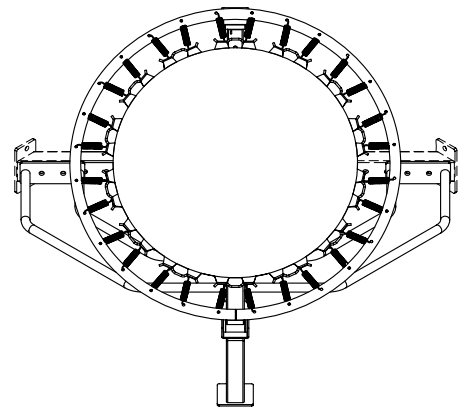
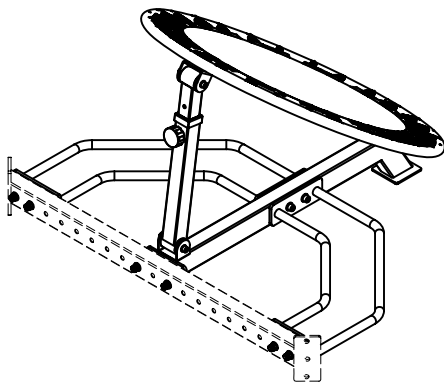


CF1001-S1

DESCRIPTION

NO.	DESCRIPTION	QTY
1	PUNCHING BAG BRACKET	1
2	HOOK	1
3	HEXAGON SOCKET CAP BOLT M12×110+TWO WASHERS 12+LOCK NUT M12	2
4	WASHER 10+LOCK NUT M10	1

TRAMPOLINE

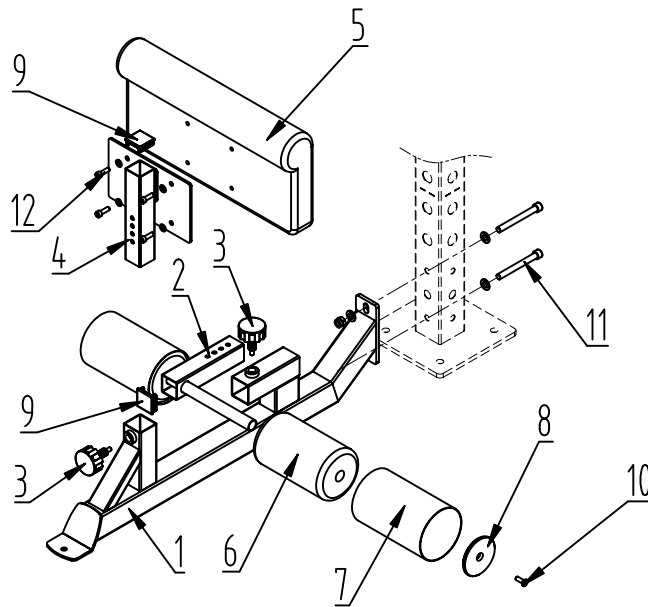
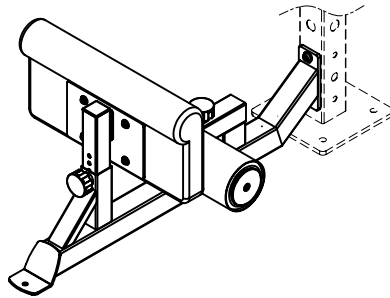


CF1001-V

DESCRIPTION

NO.	DESCRIPTION	QTY
1	BALL SUPPORT	2
2	BASE SUPPORT	1
3	CONNECT TUBE	1
4	ADJUSTABLE TUBE	1
5	TRAMPOLINE	1
6	FAST PIN	1
7	HEXAGON SOCKET CAP BOLT M12×75+TWO WASHERS 12+LOCK NUT M12	6
8	HEXAGON SOCKET CAP BOLT M10×90+TWO WASHERS 10+LOCK NUT M10	3
9	HEXAGON SOCKET CAP BOLT M12×85+TWO WASHERS 12+LOCK NUT M12	2
10	HEXAGON SOCKET CAP BOLT M12×110 (RESERVE)	6

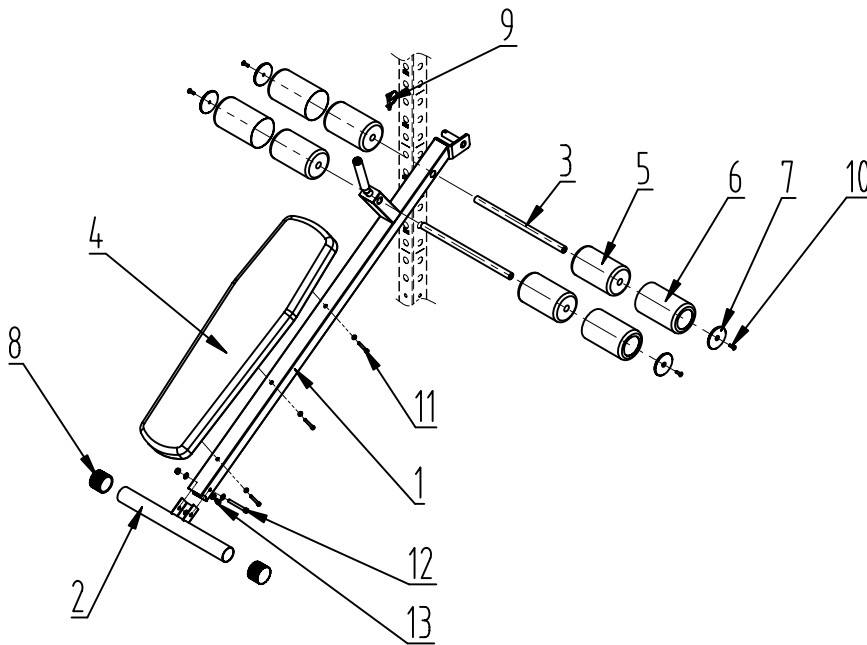
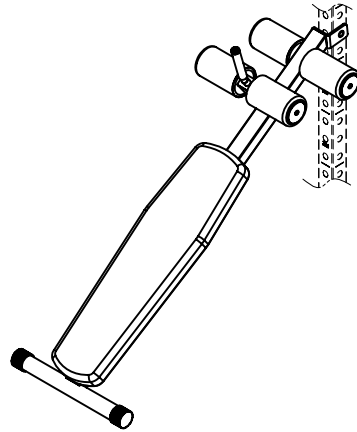
SISSY SQUAT



CF1001-W1

NO.	DESCRIPTION	QTY
1	BOTTOM FRAME	1
2	ADJUST THE FOAM ROD	1
3	FAST PIN	1
4	CUSHION ADJUSTMENT	1
5	CUSHION	1
6	FOAM ROLLER	2
7	FOAM JACKET	2
8	COVER PLATE	2
9	SQUARE PLUG	2
10	HEXAGON SOCKET COUNTERSUNK HEAD SCREW M8×25	2
11	HEXAGON SOCKET CAP BOLT M12×110+TWO WASHERS 12+LOCK NUT M12	2
12	CYLINDER HEAD HEX SOCKET BOLT M8×25 + WASHER 8	4

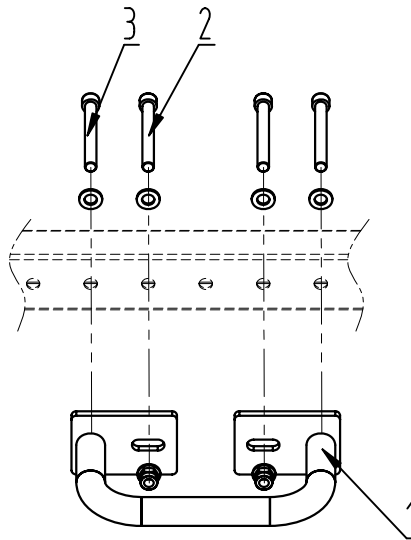
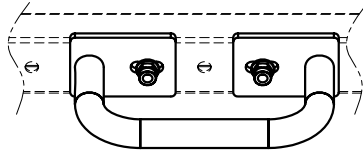
SUPINE BOARD



CF1001-W4

NO.	DESCRIPTION	QTY
1	MAIN FRAME	1
2	BASE FRAME	1
3	FOAM TUBE	2
4	CUSHION	1
5	FOAM ROLLER	4
6	FOAM JACKET	4
7	COVER PLATE	4
8	END CAP	2
9	LOCK PIN	1
10	HEXAGON SOCKET COUNTERSUNK HEAD SCREW M8×25	4
11	HEXAGON SOCKET CAP BOLT M10×70+WASHER 10	3
12	HEXAGON SOCKET CAP BOLT M10×85+TWO WASHERS 10+LOCK NUT M10	1
13	HEXAGON SOCKET CAP BOLT M10×16+WASHER 10	1

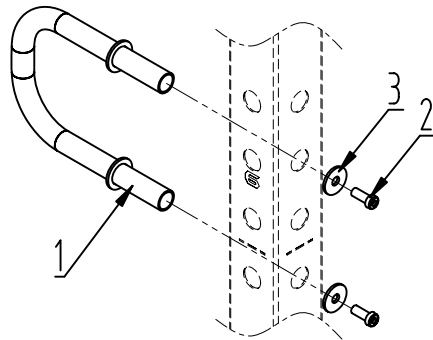
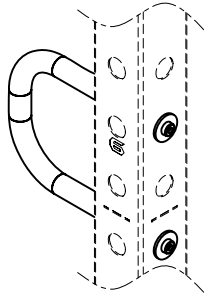
D SHAPE HANDLE



CF1002-I1

NO.	DESCRIPTION	QTY
1	D SHAPE HANDLE	1
2	HEXAGON SOCKET CAP BOLT M12×110+TWO WASHERS 12+LOCK NUT M12	2
3	HEXAGON SOCKET CAP BOLT M12×110+WASHER 12	2

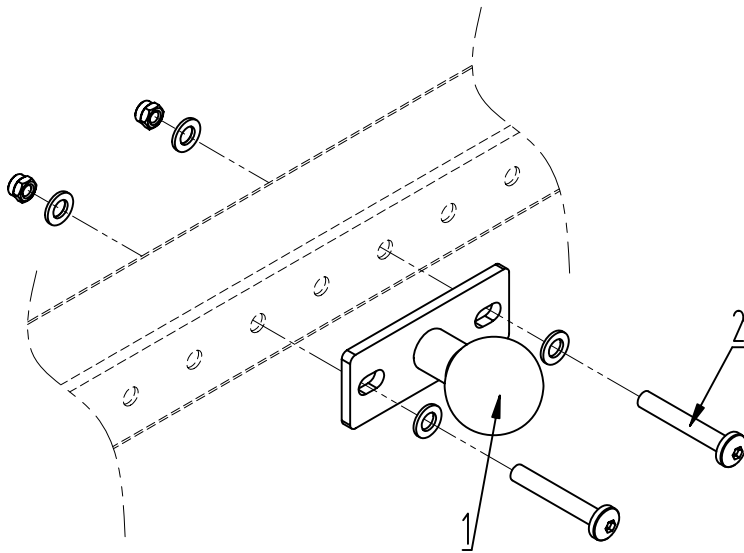
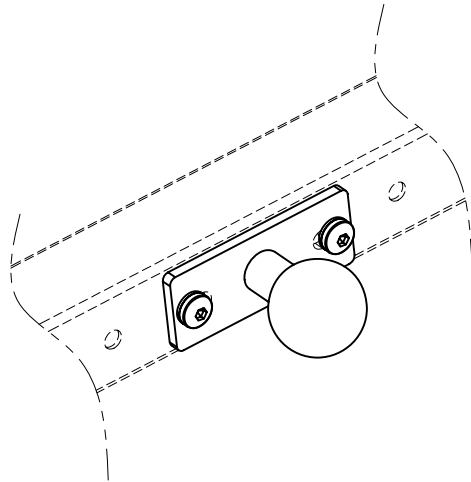
U SHAPE HANDLE



CF1002-I2

NO.	DESCRIPTION	QTY
1	U SHAPE HANDLE	1
2	HEXAGON SOCKET CAP BOLT M10×25	2
3	BIG WASHER 10	2

RACK BALL



CF1002-J1

DESCRIPTION

NO.

QTY

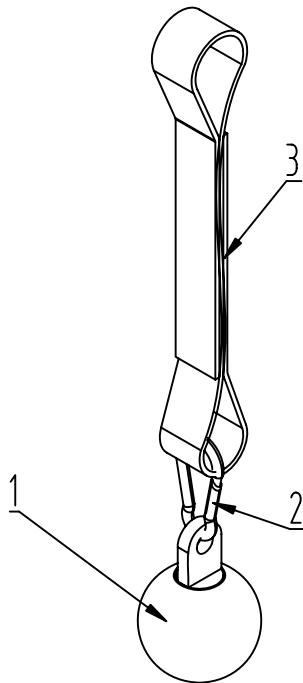
1 RACK BALL

1

2 HEXAGON PAD HEAD SCREW M12×110+TWO WASHERS 12+LOCK NUT M12

2

GRIP BALL



CF1002-J2

NO.	DESCRIPTION	QTY
1	GRIP BALL	1
2	HOOK	1
3	BRAID	1

DOG BONE PULL-UP BALL



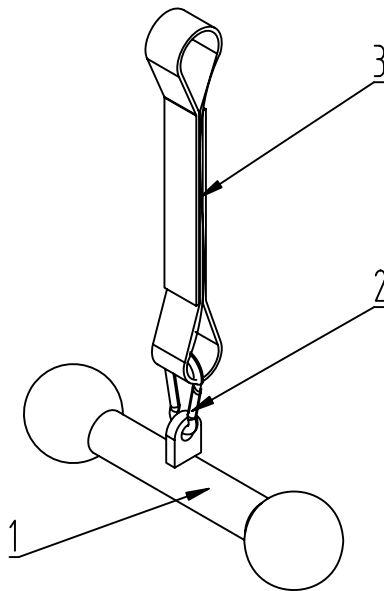
STEP 01



STEP 02



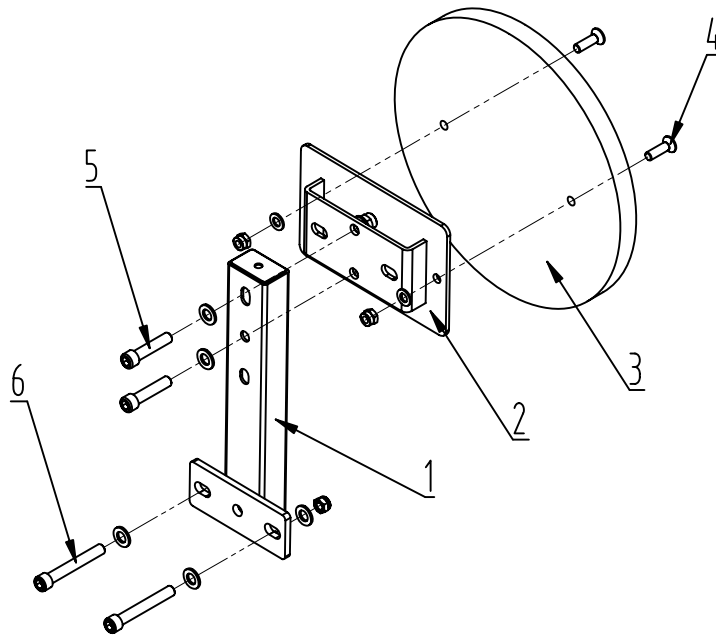
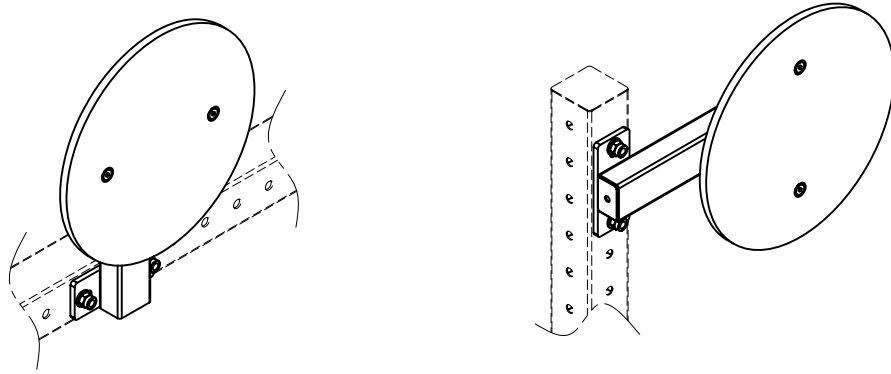
STEP 03



CF1002-J3

NO.	DESCRIPTION	QTY
1	DOG BONE PULL-UP BALL	1
2	HOOK	1
3	BRAID	1

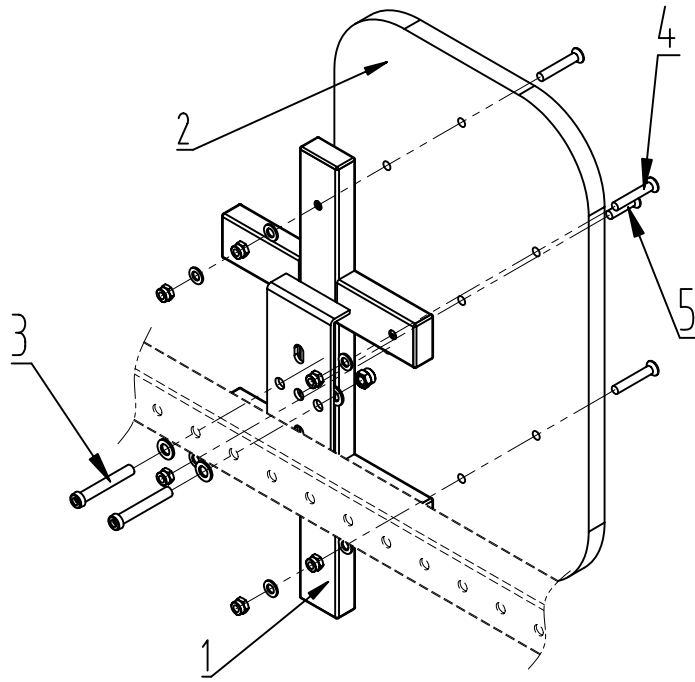
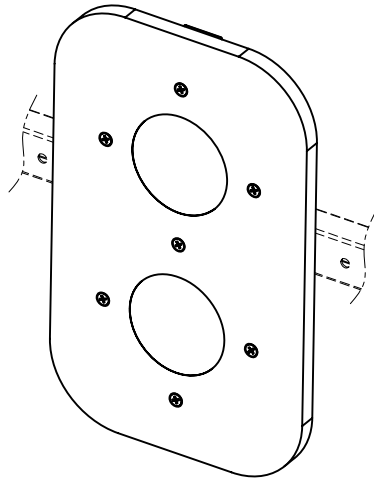
WALL BALL TARGET



CF1002-0

NO.	DESCRIPTION	QTY
1	TARGET SUPPORT	1
2	CONNECT SUPPORT	1
3	TARGET	1
4	HEX SOCKET HEAD SCREW M10×45+WASHER 10+LOCK NUT M10	2
5	HEXAGON SOCKET CAP BOLT M12×65+TWO WASHERS 12+LOCK NUT M12	2
6	HEXAGON SOCKET CAP BOLT M12×110+TWO WASHERS 12+LOCK NUT M12	2

WALL BALL TARGET



CF1002-02

NO.	DESCRIPTION	QTY
1	TARGET SUPPORT	1
2	TARGET	1
3	HEXAGON SOCKET CAP BOLT M12×100+TWO WASHERS 12+LOCK NUT M12	2
4	CROSS SOCKET HEAD SCREW M10×70+WASHER 10+LOCK NUT M10	6
5	CROSS SOCKET HEAD SCREW M10×55	1
6	HEXAGON SOCKET CAP BOLT M12×110 (RESERVE)	2