



USER MANUAL – EN
IN 7773 VibroGym inSPORTline Pyrio



Please read this User Manual carefully before use of this product.

CONTENTS

SAFETY PRECAUTIONS 3

PLUG AND POWER CORD..... 4

MAIN PARTS AND BUTTONS..... 4

REMOTE CONTROLLER 5

EXERCISE INSTRUCTIONS..... 5

FUNCTIONS AND FEATURES..... 6

STORAGE AND MAINTENANCE 6

TECHNICAL SPECIFICATION..... 7

COMMON PROBLEMS & SOLUTIONS 7

TERMS AND CONDITIONS OF WARRANTY, WARRANTY CLAIMS 7

Thank you for your purchase of this product. To ensure proper operation of the Product, please read this USER MANUAL carefully before using, and pay special attention to the safety precautions.

Please keep this USER MANUAL properly for further reference.

SAFETY PRECAUTIONS

ENVIRONMENT FOR USE

Do not use the Product in humid or dusty environment to avoid electric shock or breakdown of the mechanical parts.

Do not use the Product when indoor temperature is over 40°C.

Do not use the Product on the open air or under the direct sunlight.

Please use the Product on flat floor.

CAUTION! Please wait for one hour before using the Product when it is moved from low to high temperature, so as to prevent water vapor from condensing on the machine and resulting in any failure.

People under these conditions below are not suggested to use the Product

It is strongly advised to consult your doctor before use

- Patients who are under treatment or feel not good;
- Patients with malignant tumor;
- Pregnant women or women in menstrual period;
- People with heart disease;
- Osteoporosis patients;
- People with heart pacemaker or other medical electronic instrument implanted;
- People with artificial limb;
- People who are sensitive to vibration and strenuous exercise.

NOTICES DURING OPERATION

Before use, please undress watch, bangle, cell phone or other valuable objects, and keys, knife or other incisive objects, so as to avoid damage or body injury.

Do not smoke while using the Product.

Please do not use the Product together with other medical equipment.

Please do not use the Product for medical treatment purpose.

Do not use the Product right after a meal or drink.

During use, please keep child or pet away from the Product. It is forbidden to put fingers or other foreign bodies in the gap between the middle cover and base cover.

Supervision is needed for child under 10 year and the aged over 60 years during using the Product.

The load capability of the Product is 100KGS; people over this weight are not suggested to use the Product.

This Product is only limited for one-person use.

WARNING! Unauthorized dismantle, disassembly or renovation is not allowed to prevent electrical shock or any malfunctions. Please contact manufacture or local dealer immediately if there is any service work needed.

Stop using the Product under below conditions, then power off and remove the plug from power supply

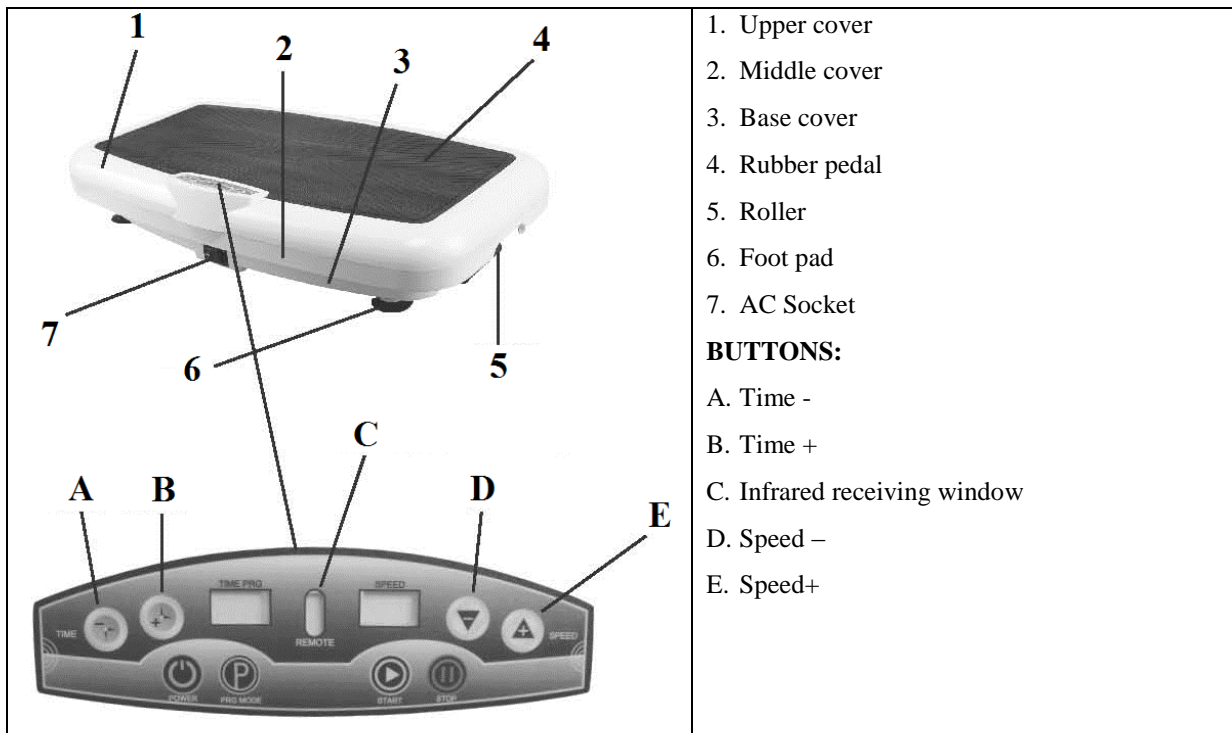
- Water or other liquid is accidentally splashed onto the Product or controller;
- Any accessory is found damaged or internal component is exposed;
- Feel abnormal or severe pain during use;

- Power failure;
- Thundering or lighting weather.

PLUG AND POWER CORD

Check if the voltage complies with the one specified for the Product. Do not retract the power plug with wet hand to prevent electric shock. Hold the plug rather than the power cord to pull out the power cord. Turn off the power switch and remove the plug from the power supply in case of electrical failure or not in use for a long time. Stop using the Product if the power cord has any damage, turn off the power switch, pull out the plug, and contact technicians for repair.

MAIN PARTS AND BUTTONS





REMOTE CONTROLLER

	<p>1. POWER: Power on/off</p> <p>2. START/STOP: Insert the power plug, switch on power. Then press the button to start the product. In the operation of the machine, press this button to stop working.</p> <p>3. MODE: Auto/Mode: Default to manual mode, automatic mode is activated once pressing this button. Press button repeatedly to cycle through the “P1, P2, P3” automatic operating mode or “88” manual mode. Auto mode, humanized programming, automatically adjusting vibration frequency. In automatic mode, speed and time is not adjustable; In manual mode, the standby can adjust the time, the speed is not adjustable; when operating, speed adjustable, but time is not adjustable.</p> <p>4. TIME+: the default working time is 10 minutes, divided into 10 levels, press this button to increase time.</p> <p>5. SPEED+: Manual 1-20. Press this button to increase the speed when the machine is operating.</p> <p>6. TIME-: the default working time is 10 minutes, divided into 10 levels, press this button to decrease time.</p> <p>7. SPEED-: Manual 1-20. Press this button to decrease the speed when the machine is operating.</p>
--	--

EXERCISE INSTRUCTIONS

<p>1. Stand upright on the Product, with legs apart, the distance of the feet is mostly the same as the width of shoulders. This position can exercise waist and buttocks to relieve stress on waist and sculpture beautiful curve of buttocks.</p>	
<p>2. Stand on the Product with legs apart and knees bent. The posture can exercise thighs to sweep pain and soreness, improve blood circulation and reduce fat deposits.</p>	
<p>3. Sit on chair or sofa, put feet on the Product. This posture can exercise both thigh and calf</p>	

<p>4. Sit on the floor and put legs on the Product. This posture can exercise legs.</p>	
<p>5. Kneel on the floor, put hands onto the Product, with body leaned forward. This posture can exercise shoulder joints and arms.</p>	

FUNCTIONS AND FEATURES

Body Beauty: By reposeful and high-frequency vibration and sway, combined with various exercise postures, this machine can deeply stimulate muscle tissue, lower fat accumulation, rehabilitate elasticity of muscle, sculpture beautiful body shape, then make users vitalized and feel confident.

Exercise: Borrow health and fitness ideas from Chinese traditional culture like Kung Fu, Buddhism, Taoism, it advocates passive exercise, which allow you to exercise indoor in a relatively static manner to get mind and body relaxed, pain and soreness relieved, fatigue swept away, inner circulation improved, then make you stronger and healthier.

STORAGE AND MAINTENANCE

SURFACE CLEANING

Before cleaning, ensure the power switch is turned off, and the attaching plug is pulled out of the socket.

The rubber pedal and covers can be cleaned with a wet cloth containing detergent, and the detergent should be removed with a cloth.

NOTICE: Do not clean the Product with corrosive detergent such as benzine or thinner, as it may cause fading, corrosion or cracks on the Product. Do not splash water into the Product to avoid short circuit.

CONTROLLER

As wet cloth may cause malfunction of the controller, only dry cloth can be used.

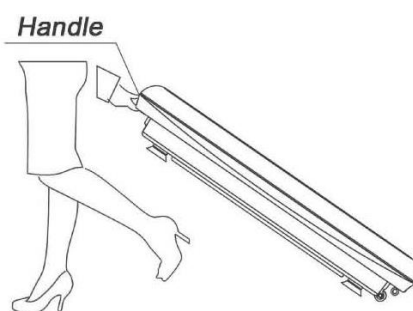
STORAGE

Make sure that the power switch is turned off and the plug is removed from the power supply.

Clean off the dust and dirt on the Product and keep it clean and away from places with high temperature or high humidity.

If the Product is not in use for a long period, a dustproof cover (buy it yourself) should be applied on the Product to prevent the entry of dust.

MOVING METHOD



Two handles are designed on both ends of the middle cover. When moving the Product, lift the end opposite of the castor, grasp the handle and move the Product to the desired place.

TECHNICAL SPECIFICATION

Product name: IN 7773 VibroGym inSPORTline Pyrio

Rated voltage:

200-240V (AC)

100-110V (AC)

Rated power: 200W

Rated frequency: 50/60Hz

COMMON PROBLEMS & SOLUTIONS

	Problems	Causes	Solutions
1	The Product cannot be started	The plug is not in place	Insert the plug
		The power switch is off	Turn switch on, the indicator
		The fuse is burnt	Replace with a new fuse of the same model
2	Sound like “PHEW” or “DA-DA” is heard during workout	Normal sound generated by the motor or from the abrasion between mechanical units	No additional treatment is required
3	Operate the controller, but the Product no action	The electricity of batteries is worn out	Replace batteries
		The controller is too far away from the Product	The effective distance of infrared signal is 2.5m
4	Sudden stop	Default working time is up	Restart it after 10 minutes interval
5	Cannot operation	Too many commands sent to the Product and they cannot be responded in time	Power off an then restart

TERMS AND CONDITIONS OF WARRANTY, WARRANTY CLAIMS

General Conditions of Warranty and Definition of Terms

All Warranty Conditions stated hereunder determine Warranty Coverage and Warranty Claim Procedure. Conditions of Warranty and Warranty Claims are governed by Act No. 40/1964 Coll. Civil Code, Act No. 513/1991 Coll., Commercial Code, and Act No. 634/1992 Coll., Consumer Protection Act, as amended, also in cases that are not specified by these Warranty rules.

The seller is SEVEN SPORT s.r.o. with its registered office in Borivojova Street 35/878, Prague 13000, Company Registration Number: 26847264, registered in the Trade Register at Regional Court in Prague, Section C, Insert No. 116888.

According to valid legal regulations it depends whether the Buyer is the End Customer or not.

“The Buyer who is the End Customer” or simply the “End Customer” is the legal entity that does not conclude and execute the Contract in order to run or promote his own trade or business activities.

“The Buyer who is not the End Customer” is a Businessman that buys Goods or uses services for the purpose of using the Goods or services for his own business activities. The Buyer conforms to the General Purchase Agreement and business conditions to the extent specified in the Commercial Code.

These Conditions of Warranty and Warranty Claims are an integral part of every Purchase Agreement made between the Seller and the Buyer. All Warranty Conditions are valid and binding, unless otherwise specified in the Purchase Agreement, in the Amendment to this Contract or in another written agreement.

Warranty Conditions

Warranty Period

The Seller provides the Buyer a 24 months Warranty for Goods Quality, unless otherwise specified in the Certificate of Warranty, Invoice, Bill of Delivery or other documents related to the Goods. The legal warranty period provided to the Consumer is not affected.

By the Warranty for Goods Quality, the Seller guarantees that the delivered Goods shall be, for a certain period of time, suitable for regular or contracted use, and that the Goods shall maintain its regular or contracted features.

The Warranty does not cover defects resulting from:

User's fault, i.e. product damage caused by unqualified repair work, improper assembly, insufficient insertion of seat post into frame, insufficient tightening of pedals and cranks

Improper maintenance

Mechanical damages

Regular use (e.g. wearing out of rubber and plastic parts, joints etc.)

Unavoidable event, natural disaster

Adjustments made by unqualified person

Improper maintenance, improper placement, damages caused by low or high temperature, water, inappropriate pressure, shocks, intentional changes in design or construction etc.

Warranty Claim Procedure

The Buyer is obliged to check the Goods delivered by the Seller immediately after taking the responsibility for the Goods and its damages, i.e. immediately after its delivery. The Buyer must check the Goods so that he discovers all the defects that can be discovered by such check.

When making a Warranty Claim the Buyer is obliged, on request of the Seller, to prove the purchase and validity of the claim by the Invoice or Bill of Delivery that includes the product's serial number, or eventually by the documents without the serial number. If the Buyer does not prove the validity of the Warranty Claim by these documents, the Seller has the right to reject the Warranty Claim.

If the Buyer gives notice of a defect that is not covered by the Warranty (e.g. in the case that the Warranty Conditions were not fulfilled or in the case of reporting the defect by mistake etc.), the Seller is eligible to require a compensation for all the costs arising from the repair. The cost shall be calculated according to the valid price list of services and transport costs.

If the Seller finds out (by testing) that the product is not damaged, the Warranty Claim is not accepted. The Seller reserves the right to claim a compensation for costs arising from the false Warranty Claim.

In case the Buyer makes a claim about the Goods that is legally covered by the Warranty provided by the Seller, the Seller shall fix the reported defects by means of repair or by the exchange of the damaged part or product for a new one. Based on the agreement of the Buyer, the Seller has the right to exchange the defected Goods for a fully compatible Goods of the same or better technical characteristics. The Seller is entitled to choose the form of the Warranty Claim Procedures described in this paragraph.

The Seller shall settle the Warranty Claim within 30 days after the delivery of the defective Goods, unless a longer period has been agreed upon. The day when the repaired or exchanged Goods is handed over to the Buyer is considered to be the day of the Warranty Claim settlement. When the Seller is not able to settle the Warranty Claim within the agreed period due to the specific nature of the Goods defect, he and the Buyer shall make an agreement about an alternative solution. In case such agreement is not made, the Seller is obliged to provide the Buyer with a financial compensation in the form of a refund.



SEVEN SPORT, s.r.o.

Borivojova 35/878 130 00 Praha 3, Czech Republic

CRN: 268 47 264, VAT ID: CZ26847264

Orders: +420 556 300 970, objednavky@insportline.cz

Warranty Claims: +420 556 770 190, Mobile: +420 604 853 019, reklamace@insportline.cz

Service: +420 556 770 190, Mobile: +420 604 853 019, servis@insportline.cz

Fax: +420 556 770 192, (Service +420 556 770 191)

Web: www.insportline.cz, www.worker.cz, www.worker-moto.cz



INSPORTLINE, s.r.o.

Bratislavská 36, 911 05 Trenčín, Slovakia

CRN: 36311723, VAT ID: SK2020177082

Orders: +421(0)326 526 701, +421(0)917 649 192, objednavky@insportline.sk

Warranty Claims: +421(0)326 526 701, +421(0)918 408 519, reklamacie@insportline.sk

Fax: +421(0)326 526 705

Web: www.insportline.sk, www.worker.sk, www.worker-moto.sk

Date of Sale:

Stamp and Signature of Seller: