

USER MANUAL – EN

IN 29494 Massage hoop inSPORTline Weight Hoop Flex

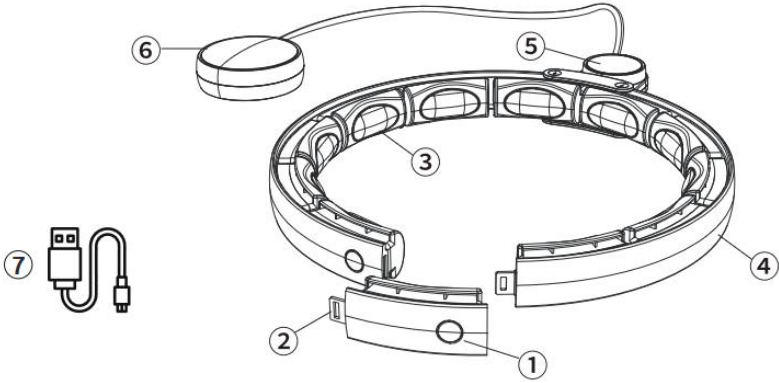



SevenSport s.r.o. reserves the right to make any changes and improvements to its product without prior notice. Visit our website www.insportline.eu where you will find the latest version of the manual.

SAFETY INSTRUCTIONS

- Please read the manual before use and keep the manual for future reference.
- If sharp edges appear on the product, do not use the product.
- If the product is damaged or worn, stop using it immediately.
- Do not modify or repair the product.
- Keep the product out of the reach of children and pets.
- Store in a dry and clean place.
- Breathe regularly and maintain a steady rotation speed.
- Exercise for about 30 minutes on average, start with a frequency of 1x every 4 days, then you can exercise every other day.
- You may only place the hoop around your waist. Do not put it around your neck.
- The product is not suitable for: pregnant women, people with reduced mobility, people suffering from mental disorders. If you feel any discomfort during use, stop using the product immediately.
- Make sure all segments are properly attached before each use.
- Children or persons with reduced motor skills or mental disorders may only use the product under the supervision of an adult.
- Always make sure that you have enough free space around you and that there are no other people moving in the space.
- Load adjustment: 4x69 g

PRODUCT DESCRIPTION

		1. Lock button
		2. Hoop segment
		3. Massage points
		4. Connecting part
		5. Counter
		6. Moving weight
		7. USB charging cable
Count	= Number of revolutions	Display range: 0 ~ 9999
Cal.	= Calories	Display range: 0.0 ~ 9999 Cal
Time	= Training duration	Display range: 00:00 ~ 99:59
		Battery charge status

ASSEMBLY AND ADJUSTMENT

1) Opening the hoop

Hold the lock button and pull the connected parts apart to open the hoop. Repeat this step for the other side and adjust the length to your waist size.

2) Adjusting the circumference

By adding or removing segments, you can adjust the circumference of the hoop from 69 cm to 117.5 cm.

3) Inserting the counter and closing the hoop

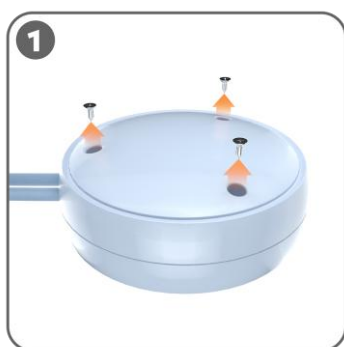
Open the hoop, insert the counter into the rails and close the hoop. Make sure you have locked the hoop correctly.

4) Counter

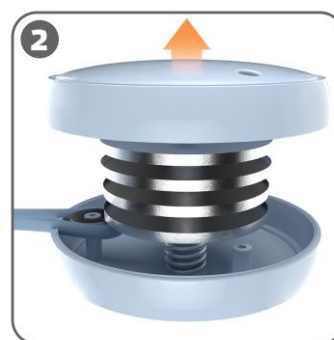
Press the button to start the counter. Press it repeatedly to switch the displayed data: number of revolutions, calories, training duration. Hold the button to turn off the counter.

Charge the battery using the supplied USB cable. The charging port is located on the back of the counter.

WEIGHT ADJUSTMENT



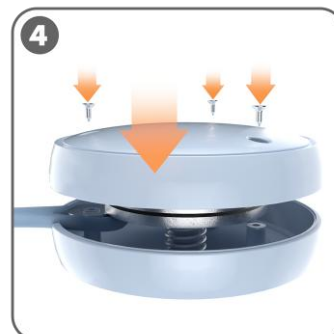
Unscrew the screws.



Remove the cover.



Insert the desired number of weights.



Secure the cover properly.

USE

Place the hoop around your waist and grab a weight ball. Move the ball in the same direction as you move the waist. Once you have enough momentum, release the ball.

ENVIRONMENT PROTECTION

After the product lifespan expired or if the possible repairing is uneconomic, dispose it according to the local laws and environmentally friendly in the nearest scrapyard.

By proper disposal you will protect the environment and natural sources. Moreover, you can help protect human health. If you are not sure in correct disposing, ask local authorities to avoid law violation or sanctions.

Don't put the batteries among house waste but hand them in to the recycling place.

TERMS AND CONDITIONS OF WARRANTY, WARRANTY CLAIMS

General Conditions of Warranty and Definition of Terms

All Warranty Conditions stated here under determine Warranty Coverage and Warranty Claim Procedure. Conditions of Warranty and Warranty Claims are governed by Act No. 89/2012 Coll. Civil Code, and Act No. 634/1992 Coll., Consumer Protection, as amended, also in cases that are not specified by these Warranty rules.

The seller is SEVEN SPORT s.r.o. with its registered office in Kutnohorská 531, Štěrboholy Retail Park, 109 00, Praha 10, ČR, Company Registration Number: 26847264, registered in the Trade Register at Regional Court in Prague, Section C, Insert No. 116888.

According to valid legal regulations it depends whether the Buyer is the End Customer or not.

"The Buyer who is the End Customer" or simply the "End Customer" is the legal entity that does not conclude and execute the Contract in order to run or promote his own trade or business activities.

"The Buyer who is not the End Customer" is a Businessman that buys Goods or uses services for the purpose of using the Goods or services for his own business activities. The Buyer conforms to the General Purchase Agreement and business conditions.

These Conditions of Warranty and Warranty Claims are an integral part of every Purchase Agreement made between the Seller and the Buyer. All Warranty Conditions are valid and binding, unless otherwise specified in the Purchase Agreement, in the Amendment to this Contract or in another written agreement.

Warranty Conditions

Warranty Period

The Seller provides the Buyer a 24 months Warranty for Goods Quality, unless otherwise specified in the Certificate of Warranty, Invoice, Bill of Delivery or other documents related to the Goods. The legal warranty period provided to the Consumer is not affected.

By the Warranty for Goods Quality, the Seller guarantees that the delivered Goods shall be, for a certain period of time, suitable for regular or contracted use, and that the Goods shall maintain its regular or contracted features.

Batteries

6-month battery warranty – we guarantee that battery's nominal capacity does not fall below 70% of its total capacity within 6 months of the product's sale.

The Warranty does not cover defects resulting from (if applicable):

- User's fault, i.e. product damage caused by unqualified repair work, improper assembly,
- Improper maintenance
- Mechanical damages
- Regular use (e.g. wearing out of rubber and plastic parts, moving mechanisms, joints, wear of brake pads/blocks, chain, tires, cassette/multi wheel etc.)
- Unavoidable event, natural disaster
- Adjustments made by unqualified person
- Improper maintenance, improper placement, damages caused by low or high temperature, water, inappropriate pressure, shocks, intentional changes in design or construction etc.

Warranty Claim Procedure

The Buyer is obliged to check the Goods delivered by the Seller immediately after taking the responsibility for the Goods and its damages, i.e. immediately after its delivery. The Buyer must check the Goods so that he discovers all the defects that can be discovered by such check.

When making a Warranty Claim the Buyer is obliged, on request of the Seller, to prove the purchase and validity of the claim by the Invoice or Bill of Delivery that includes the product's serial number, or eventually by the documents without the serial number. If the Buyer does not prove the validity of the Warranty Claim by these documents, the Seller has the right to reject the Warranty Claim.

If the Buyer gives notice of a defect that is not covered by the Warranty (e.g. in the case that the Warranty Conditions were not fulfilled or in the case of reporting the defect by mistake etc.), the Seller is eligible to require a compensation for all the costs arising from the repair. The cost shall be calculated according to the valid price list of services and transport costs.

If the Seller finds out (by testing) that the product is not damaged, the Warranty Claim is not accepted. The Seller reserves the right to claim a compensation for costs arising from the false Warranty Claim.

In case the Buyer makes a claim about the Goods that is legally covered by the Warranty provided by the Seller, the Seller shall fix the reported defects by means of repair or by the exchange of the damaged part or product for a new one. Based on the agreement of the Buyer, the Seller has the right to exchange the defected Goods for a fully compatible Goods of the same or better technical characteristics. The Seller is entitled to choose the form of the Warranty Claim Procedures described in this paragraph.

The Seller shall settle the Warranty Claim within 30 days after the delivery of the defective Goods, unless a longer period has been agreed upon. The day when the repaired or exchanged Goods is handed over to the Buyer is considered to be the day of the Warranty Claim settlement. When the Seller is not able to settle the Warranty Claim within the agreed period due to the specific nature of the Goods defect, he and the Buyer shall make an agreement about an alternative solution. In case such agreement is not made, the Seller is obliged to provide the Buyer with a financial compensation in the form of a refund.

CZ
SEVEN SPORT s.r.o.

Registered Office: Kutnohorská 531, Štěrboholy Retail Park, 109
00, Praha 10, ČR

Headquaters: Dělnická 957, Vítkov, 749 01
Warranty & Service: Čermenská 486, Vítkov 749 01

CRN: 26847264
VAT ID: CZ26847264

Phone: +420 556 300 970
E-mail: eshop@insportline.cz
reklamace@insportline.cz
servis@insportline.cz

Web: www.inSPORTline.cz

SK
Stores inSPORTline SK, s.r.o.

Headquaters, warranty & service center: Električná 6471,
Trenčín 911 01, SK

CRN: 46259317
VAT ID: SK2023299729

Phone: +421(0) 917 700 098
E-mail: objednavky@insportline.sk
reklamacie@insportline.sk
servis@insportline.sk

Web: www.inSPORTline.sk

About shipping

