



**USER MANUAL – EN**

**IN 28325 Electric massage and heating lumbar belt  
inSPORTline Soncharge**



# CONTENTS


SAFETY INSTRUCTIONS.....	3
PRODUCT DESCRIPTION .....	4
USE .....	4
CONTROLS.....	4
CHARGING .....	5
CLEANING AND MAINTENANCE .....	5
FAQ .....	5
SPECIFICATIONS.....	6
ENVIRONMENT PROTECTION .....	6
TERMS AND CONDITIONS OF WARRANTY, WARRANTY CLAIMS.....	6

SevenSport s.r.o. reserves the right to make any changes and improvements to its product without prior notice. Visit our website [www.insportline.eu](http://www.insportline.eu) where you will find the latest version of the manual.

## SAFETY INSTRUCTIONS

- Please read the manual before use and keep it for future reference.
- Do not use a damaged or worn device.
- The device is not suitable for the following people:
  - Pregnant women or women who have recently given birth.
  - People who are sensitive to heat or unable to determine the temperature correctly.
  - Persons suffering from diabetes or fevers.
  - Persons after surgery or undergoing treatment that can be negatively affected by a higher temperature.
  - People after hip injury.
  - Persons suffering from cancer, tumours, heart disease, hypersensitivity, etc.
  - Persons who have metals or other medical devices such as a pacemaker in their body.
  - Persons suffering from fractures, perforation, inflammation or migraine.
  - Minors or persons with reduced motor or mental ability.
- For new users, we recommend using the first temperature level.
- We recommend using the product continuously for a maximum of 30 min. Always check your body.
- After use, the skin may be reddened for a short time. If redness persists, seek medical help.
- If you feel any discomfort, pain, nausea or other negative symptoms, immediately stop the use and seek medical help.
- Use the massage function sensibly, do not overload the body.
- Use at ambient temperatures of 5°C – 40°C.
- Do not use the belt if you are tired or during sleep.
- Rest during use, do not perform other physically demanding activities.
- Do not sit or stand on the device.
- Do not use the belt in a humid environment, or do not use/handle the product if your hands are wet. There is a risk of electric shock.
- Do not cover the product, there is a risk of overheating and fire.
- During cleaning and maintenance, the device must be disconnected from the electricity supply.
- Protect against animals and small children.
- Do not repair or modify the product.
- Contains a lithium battery. Do not throw the belt into an open fire, do not place it near sources of heat, flames and water.
- Do not pull on the power cord. If the power cord is damaged, stop operation immediately and contact the service department.
- Do not place other objects on the cable, step on it or break it.
- We recommend using the belt over a layer of clothing.

## PRODUCT DESCRIPTION

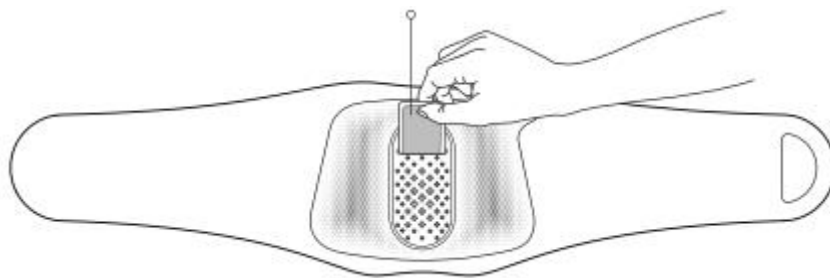


- |                    |
|--------------------|
| 1. Brace           |
| 2. Pressure belt   |
| 3. Indicator light |
| 4. Power button    |
| 5. Control panel   |
| 6. Pocket          |
| 7. Velcro          |

## USE

Before putting on the lumbar belt, remove all accessories such as belt etc.

If you want to store items in a pocket, you must first put them in a textile package.



Adjust the belt to the desired length using Velcro. Make sure the controller is positioned in the center of the lumbar back.

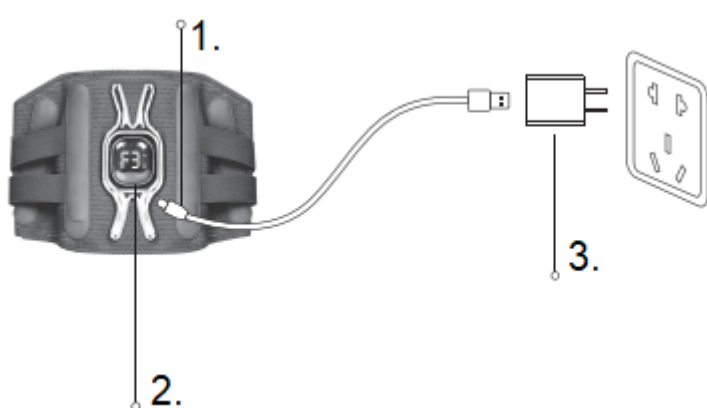


## CONTROLS

- Hold the power button for 2 seconds to start up. A beep sounds. The device turns off automatically after 15 minutes of activity. A change in temperature does not affect the length of the off timer.
- 3 temperature levels: H1 - 40 °C, H2 - 45 °C, H3 - 50 °C
- A short beep sounds when the temperature changes.
- 3 types of vibration: F1 (gentle), F2 (rhythmic), F3 (pressure)
- Two short beeps sound when the vibration changes.

## CHARGING

- Connect the charger to the side of control panel.
- Connect the cable to the 5V=1A charger and plug into the electricity.
- During charging, the indicator will be red, after charging it will turn green.
- Charging time is approximately 4 hours.
- Do not start the device while charging.



1. Charging cable

2. Charging port

3. Charger (not included)

## CLEANING AND MAINTENANCE

- Before cleaning, make sure the device is switched off and not connected to the charger.
- Protect the control panel against moisture and water. Clean the display with a soft cloth.
- You can clean the textile parts with water if the massage / electronic elements are removed.
- After cleaning with water, it is necessary to let it dry properly.
- Do not use aggressive cleaning agents based on alcohol, gasoline and solvent.

## FAQ

Unable to start	Dead battery	Charge the battery
	Connected to charger	Unplug the charger
The charging indicator does not light up	The cable is not connected correctly	Check the cable connection
Low battery capacity	Battery life is approximately 5 years of operation	Contact the service department
The belt does not heat up	Incorrect ambient temperature	The ambient temperature must be 5°C – 40°C
It stops working during operation	The battery is dead	Charge the battery
	Automatic shutdown after 30 min of operation	Restart the device

## SPECIFICATIONS

Operating voltage	3.7 V
Operating performance	8 W
Charging voltage	5 V
Charging current	1 A
Weight	0.62 kg
Battery capacity	2000 mAh
Connection interface	USB-C
Battery type	Built-in lithium battery

## ENVIRONMENT PROTECTION

After the product's lifespan expires or if the possible repairing is uneconomic, dispose it according to the local laws and environmentally friendly in the nearest scrapyards.

By proper disposal you will protect the environment and natural resources. Moreover, you can help protect human health. If you are not sure of the correct disposing, ask local authorities to avoid law violation or sanctions.

Don't put the batteries among house waste but hand them in to the recycling place.

## TERMS AND CONDITIONS OF WARRANTY, WARRANTY CLAIMS

### General Conditions of Warranty and Definition of Terms

All Warranty Conditions stated here under determine Warranty Coverage and Warranty Claim Procedure. Conditions of Warranty and Warranty Claims are governed by Act No. 89/2012 Coll. Civil Code, and Act No. 634/1992 Coll., Consumer Protection, as amended, also in cases that are not specified by these Warranty rules.

The seller is SEVEN SPORT s.r.o. with its registered office in Strakonická street 1151/2c, Prague 150 00, Company Registration Number: 26847264, registered in the Trade Register at Regional Court in Prague, Section C, Insert No. 116888.

According to valid legal regulations it depends whether the Buyer is the End Customer or not.

"The Buyer who is the End Customer" or simply the "End Customer" is the legal entity that does not conclude and execute the Contract in order to run or promote his own trade or business activities.

"The Buyer who is not the End Customer" is a Businessman that buys Goods or uses services for the purpose of using the Goods or services for his own business activities. The Buyer conforms to the General Purchase Agreement and business conditions.

These Conditions of Warranty and Warranty Claims are an integral part of every Purchase Agreement made between the Seller and the Buyer. All Warranty Conditions are valid and binding, unless otherwise specified in the Purchase Agreement, in the Amendment to this Contract or in another written agreement.

### Warranty Conditions

#### Warranty Period

The Seller provides the Buyer a 24 months Warranty for Goods Quality, unless otherwise specified in the Certificate of Warranty, Invoice, Bill of Delivery or other documents related to the Goods. The legal warranty period provided to the Consumer is not affected.

By the Warranty for Goods Quality, the Seller guarantees that the delivered Goods shall be, for a certain period of time, suitable for regular or contracted use, and that the Goods shall maintain its regular or contracted features.

## **Batteries**

6-month battery warranty – we guarantee that battery's nominal capacity does not fall below 70% of its total capacity within 6 months of the product's sale.

### **The Warranty does not cover defects resulting from (if applicable):**

- User's fault, i.e. product damage caused by unqualified repair work, improper assembly, insufficient insertion of seat post into frame, insufficient tightening of pedals and cranks
- Improper maintenance
- Mechanical damages
- Regular use (e.g. wearing out of rubber and plastic parts, moving mechanisms, joints, wear of brake pads/blocks, chain, tires, cassette/multi wheel etc.)
- Unavoidable event, natural disaster
- Adjustments made by unqualified person
- Improper maintenance, improper placement, damages caused by low or high temperature, water, inappropriate pressure, shocks, intentional changes in design or construction etc.

## **Warranty Claim Procedure**

The Buyer is obliged to check the Goods delivered by the Seller immediately after taking the responsibility for the Goods and its damages, i.e. immediately after its delivery. The Buyer must check the Goods so that he discovers all the defects that can be discovered by such check.

When making a Warranty Claim the Buyer is obliged, on request of the Seller, to prove the purchase and validity of the claim by the Invoice or Bill of Delivery that includes the product's serial number, or eventually by the documents without the serial number. If the Buyer does not prove the validity of the Warranty Claim by these documents, the Seller has the right to reject the Warranty Claim.

If the Buyer gives notice of a defect that is not covered by the Warranty (e.g. in the case that the Warranty Conditions were not fulfilled or in the case of reporting the defect by mistake etc.), the Seller is eligible to require a compensation for all the costs arising from the repair. The cost shall be calculated according to the valid price list of services and transport costs.

If the Seller finds out (by testing) that the product is not damaged, the Warranty Claim is not accepted. The Seller reserves the right to claim a compensation for costs arising from the false Warranty Claim.

In case the Buyer makes a claim about the Goods that is legally covered by the Warranty provided by the Seller, the Seller shall fix the reported defects by means of repair or by the exchange of the damaged part or product for a new one. Based on the agreement of the Buyer, the Seller has the right to exchange the defected Goods for a fully compatible Goods of the same or better technical characteristics. The Seller is entitled to choose the form of the Warranty Claim Procedures described in this paragraph.

The Seller shall settle the Warranty Claim within 30 days after the delivery of the defective Goods, unless a longer period has been agreed upon. The day when the repaired or exchanged Goods is handed over to the Buyer is considered to be the day of the Warranty Claim settlement. When the Seller is not able to settle the Warranty Claim within the agreed period due to the specific nature of the Goods defect, he and the Buyer shall make an agreement about an alternative solution. In case such agreement is not made, the Seller is obliged to provide the Buyer with a financial compensation in the form of a refund.

**CZ**  
**SEVEN SPORT s.r.o.**

Registered Office: Strakonická 1151/2c, Praha 5, 150 00, ČR  
Headquarters: Dělnická 957, Vítkov, 749 01  
Warranty & Service: Čermenská 486, Vítkov 749 01

CRN: 26847264  
VAT ID: CZ26847264

Phone: +420 556 300 970  
E-mail: eshop@insportline.cz  
reklamace@insportline.cz  
servis@insportline.cz

Web: www.inSPORTline.cz

**SK**  
**Stores inSPORTline SK, s.r.o.**

Headquarters, warranty & service center: Električná 6471,  
Trenčín 911 01, SK

CRN: 46259317  
VAT ID: SK2023299729

Phone: +421(0) 917 700 098  
E-mail: objednavky@insportline.sk  
reklamacie@insportline.sk  
servis@insportline.sk

Web: www.inSPORTline.sk

**About shipping**

