



USER MANUAL – EN

IN 21792 Hand Massager inSPORTline Estrapo



CONTENTS


SAFETY INSTRUCTIONS..... 3
PRODUCT DESCRIPTION 4
USE 5
MAINTENANCE AND STORAGE 6
FAQ 6
SPECIFICATIONS..... 6
ENVIRONMENT PROTECTION 7
TERMS AND CONDITIONS OF WARRANTY, WARRANTY CLAIMS..... 7

SAFETY INSTRUCTIONS

- Read the manual carefully before first use and keep it for future reference.
- Remove all jewelry and sharp objects before use.
- Do not use for longer than 30 min without brakes.
- Do not use during driving.
- Do not use after drinking alcohol, taking drugs or medical pills.
- Use only original charger or DC5V 1 ~ 4 A charger.
- Product is for home use only and cannot be used for medical or therapeutic purposes.
- Keep away from water, fire, heat, or other risk environments.
- Keep away from sharp objects.
- Do not use when your hands are wet.
- If the charging cord is damaged, do not use the product.
- Do not modify the device.
- If the device is damaged, contact customer service, do not repair the device on your own.
- If you feel dizzy do not use the device.
- Do not wrap the product with towels etc. during use.
- The device use type C connector.
- Do not use lotion during use.
- For home use only.

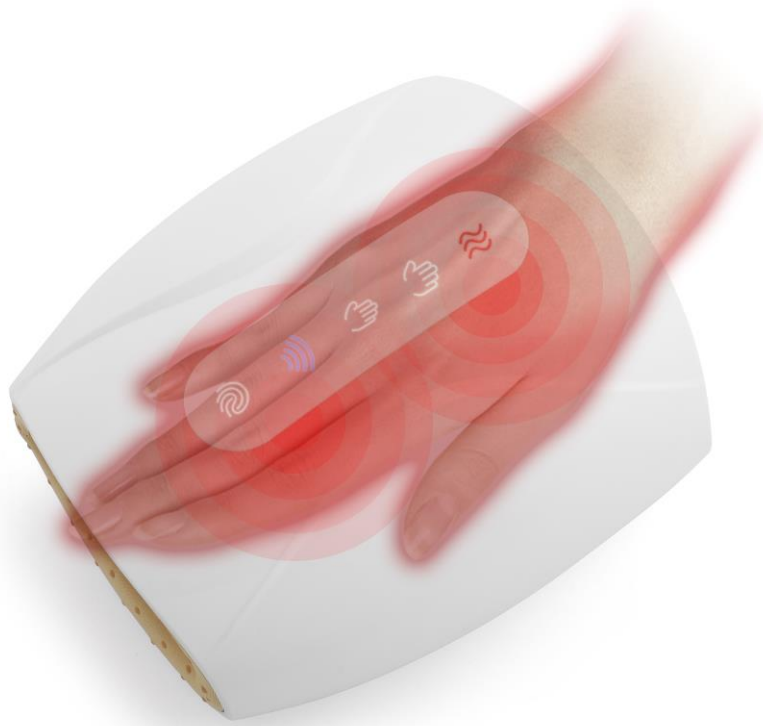
WARNING: Follow your physician advice. Patients with recent hand surgery, swelling, inflammation, congestion, severe arthritis, trauma, or other hand diseases can not use the device. Do not use the device if you have heart, brain, or lung health issues; blood pressure problems; any type of bleeding disease, osteoporosis, or soft tissue disease; stroke; not suitable for infants, kids and pregnant women.

PRODUCT DESCRIPTION



1.	Hand exit point
2.	Button panel
3.	Hand entrance point
4.	Charging port
5.	Heat function
6.	Male hand
7.	Female hand
8.	Strength and mode selection
9.	Power button


USE




1. Put your hand inside the device.
2. Your palm must be in the center of the massage pad.

3. Press the power button . All buttons will light up.

4. Choose mode: male  or female 

5. Press the mode button ; there are three different strength modes and massage modes: gentle = blue light, soothing = green light, strong massage = red light

6. You can turn on/off the heat function  with heat function.

7. Press power button  to turn off the device.

Tips:

- If you turn on the device and any mode is not selected for 5 seconds; the device will automatically turn off.
- Do not use while charging.
- During charging the power button flashes until it is fully charged.
- Do not use the heat function for long periods of time.

MAINTENANCE AND STORAGE

Use towel or soft cloth to remove dirt and dust.

Place the device in dry, cold, and ventilated place.

Keep away from direct sunlight.

Do not place in high humidity places.

If you store the device for longer periods of time, recharge the device every 6 months.

FAQ

Fault	Possible cause	Possible solution
Product is not working	Check the battery	Recharge
Cannot recharge	Check the connection	Reconnect the charger, the buttons light up during charging
	Check the connector and the cord	If the cable or connector is damaged, contact the supplier
	Check that parameters of the charger are correct	Check the charger specifications with the specifications in the manual
The product can be started but does not work	Check the charge status	Charge the device
The product does not work	You have not selected a male / female mode	Press male / female mode within 5 seconds of turning on the device

SPECIFICATIONS

Rated power	8 W
Rated voltage	5 V – 1000 mA
Automatic turn off	15 min
Battery capacity	1800 / 2200 mAh
Battery type	Lithium battery
Inner material	Antibacterial fabric
Massage type	Air bag
Size	210 x 178 x 104 mm
Weight	750 g
Meet standard	GB4706.1 – 2005, GB4706.10 - 2008

ENVIRONMENT PROTECTION

After the product lifespan expired or if the possible repairing is uneconomic, dispose it according to the local laws and environmentally friendly in the nearest scrapyards.

By proper disposal you will protect the environment and natural sources. Moreover, you can help protect human health. If you are not sure in correct disposing, ask local authorities to avoid law violation or sanctions.

Don't put the batteries among house waste but hand them in to the recycling place.

TERMS AND CONDITIONS OF WARRANTY, WARRANTY CLAIMS

General Conditions of Warranty and Definition of Terms

All Warranty Conditions stated here under determine Warranty Coverage and Warranty Claim Procedure. Conditions of Warranty and Warranty Claims are governed by Act No. 89/2012 Coll. Civil Code, and Act No. 634/1992 Coll., Consumer Protection, as amended, also in cases that are not specified by these Warranty rules.

The seller is SEVEN SPORT s.r.o. with its registered office in Strakonická street 1151/2c, Prague 150 00, Company Registration Number: 26847264, registered in the Trade Register at Regional Court in Prague, Section C, Insert No. 116888.

According to valid legal regulations it depends whether the Buyer is the End Customer or not.

"The Buyer who is the End Customer" or simply the "End Customer" is the legal entity that does not conclude and execute the Contract in order to run or promote his own trade or business activities.

"The Buyer who is not the End Customer" is a Businessman that buys Goods or uses services for the purpose of using the Goods or services for his own business activities. The Buyer conforms to the General Purchase Agreement and business conditions.

These Conditions of Warranty and Warranty Claims are an integral part of every Purchase Agreement made between the Seller and the Buyer. All Warranty Conditions are valid and binding, unless otherwise specified in the Purchase Agreement, in the Amendment to this Contract or in another written agreement.

Warranty Conditions

Warranty Period

The Seller provides the Buyer a 24 months Warranty for Goods Quality, unless otherwise specified in the Certificate of Warranty, Invoice, Bill of Delivery or other documents related to the Goods. The legal warranty period provided to the Consumer is not affected.

By the Warranty for Goods Quality, the Seller guarantees that the delivered Goods shall be, for a certain period of time, suitable for regular or contracted use, and that the Goods shall maintain its regular or contracted features.

The Warranty does not cover defects resulting from (if applicable):

- User's fault, i.e. product damage caused by unqualified repair work, improper assembly, insufficient insertion of seat post into frame, insufficient tightening of pedals and cranks
- Improper maintenance
- Mechanical damages
- Regular use (e.g. wearing out of rubber and plastic parts, moving mechanisms, joints, wear of brake pads/blocks, chain, tires, cassette/multi wheel etc.)
- Unavoidable event, natural disaster
- Adjustments made by unqualified person
- Improper maintenance, improper placement, damages caused by low or high temperature, water, inappropriate pressure, shocks, intentional changes in design or construction etc.

Warranty Claim Procedure

The Buyer is obliged to check the Goods delivered by the Seller immediately after taking the responsibility for the Goods and its damages, i.e. immediately after its delivery. The Buyer must check the Goods so that he discovers all the defects that can be discovered by such check.

When making a Warranty Claim the Buyer is obliged, on request of the Seller, to prove the purchase and validity of the claim by the Invoice or Bill of Delivery that includes the product's serial number, or eventually by the documents without the serial number. If the Buyer does not prove the validity of the Warranty Claim by these documents, the Seller has the right to reject the Warranty Claim.

If the Buyer gives notice of a defect that is not covered by the Warranty (e.g. in the case that the Warranty Conditions were not fulfilled or in the case of reporting the defect by mistake etc.), the Seller is eligible to require a compensation for all the costs arising from the repair. The cost shall be calculated according to the valid price list of services and transport costs.

If the Seller finds out (by testing) that the product is not damaged, the Warranty Claim is not accepted. The Seller reserves the right to claim a compensation for costs arising from the false Warranty Claim.

In case the Buyer makes a claim about the Goods that is legally covered by the Warranty provided by the Seller, the Seller shall fix the reported defects by means of repair or by the exchange of the damaged part or product for a new one. Based on the agreement of the Buyer, the Seller has the right to exchange the defected Goods for a fully compatible Goods of the same or better technical characteristics. The Seller is entitled to choose the form of the Warranty Claim Procedures described in this paragraph.

The Seller shall settle the Warranty Claim within 30 days after the delivery of the defective Goods, unless a longer period has been agreed upon. The day when the repaired or exchanged Goods is handed over to the Buyer is considered to be the day of the Warranty Claim settlement. When the Seller is not able to settle the Warranty Claim within the agreed period due to the specific nature of the Goods defect, he and the Buyer shall make an agreement about an alternative solution. In case such agreement is not made, the Seller is obliged to provide the Buyer with a financial compensation in the form of a refund.

CZ

SEVEN SPORT s.r.o.

Registered Office: Strakonická 1151/2c, Praha 5, 150 00, ČR
Headquarters: Dělnická 957, Vítkov, 749 01
Warranty & Service: Čermenská 486, Vítkov 749 01

CRN: 26847264
VAT ID: CZ26847264

Phone: +420 556 300 970
E-mail: eshop@insportline.cz
reklamace@insportline.cz
servis@insportline.cz

Web: www.inSPORTline.cz

SK

inSPORTline s.r.o.

Headquarters, warranty & service center: Električná 6471, Trenčín 911 01, SK

CRN: 36311723
VAT ID: SK2020177082

Phone: +421(0)326 526 701
E-mail: objednavky@insportline.sk
reklamacie@insportline.sk
servis@insportline.sk

Web: www.inSPORTline.sk