



USER MANUAL – EN
IN 2052 Football Goal inSPORTline



CONTENTS

PARTS LIST 3

ASSEMBLY AND SAFETY PRECAUTIONS 4

 ASSEMBLY STEPS..... 4

MAINTENANCE 5

ENVIRONMENT PROTECTION 5















TERMS AND CONDITIONS OF WARRANTY, WARRANTY CLAIMS..... 6

This football goal is made of a quality material and is intended for outdoor using. It is fully transportable and suitable for relaxing and training using.

PARTS LIST

WARNING: This product is not suitable for children up to 3 years of age. Choking hazard!

Product dimensions: 300 x 205 x 120 cm (l x h x w), Product weight: 13 kg

No.	Picture	Description	Specification	Qty.
1		L-shaped bar	670 mm	4
2		L-shaped bar	670 mm	2
3		Straight bar	1210 mm	2
4		Straight bar	1210 mm	2
5		Straight bar	740 mm	2
6		Straight bar	740 mm	2
7		Straight bar	550 mm	2
8		Support bar	1065 mm	2
9		Support bar	1060 mm	2
10		Net	-	1
11		Screw	M6*55 mm	4
12		Washer	M6	4
13		Spring	-	18
14		Anchoring hook	-	5

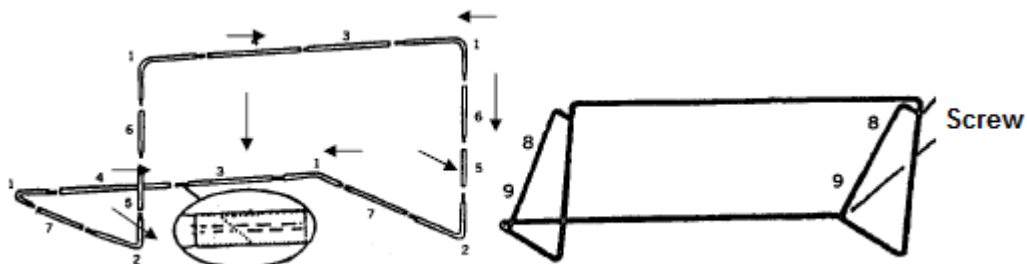
ASSEMBLY AND SAFETY PRECAUTIONS

- Remove all parts from the box and check that no part is missing before starting the installation.
- Read this manual carefully and follow its recommendations. Keep this manual for future reference.
- Assembly must be done by an adult.
- This product is not suitable for children up to 3 years of age because of choking hazard. Recommended age: 6+.
- Intended for outdoor using with sufficient space (7 m).
- Install it on a flat and grassy surface. Don't put it on rough or concrete surface.
- Attach the goal firmly to the ground using included anchoring hooks for higher stability.
- Use it only for intended purpose and don't hang on the goal to avoid turning over. Don't hang any item on the goal.
- Don't do any improper modification. You could decrease its safety.
- Regularly check all components including hardware. Retighten if necessary.
- Regularly check this product for damage or wearing. Never use damaged or worn product.
- Children should be supervised by an adult while playing.
- Don't use it if some sharp edges occur.
- Keep it away from sharp objects. Players should put off all sharp issues before playing.
- Never place it near fire or water (swimming pools etc.). This could be dangerous. Avoid places with increased damage risk (near windows etc.).
- Use it outdoors and away from all objects that could cause an injury.
- Make sure the product is properly assembled and stable before each using. Exercise reasonably and don't overrate your skills.
- Suitable only for home using.

ASSEMBLY STEPS

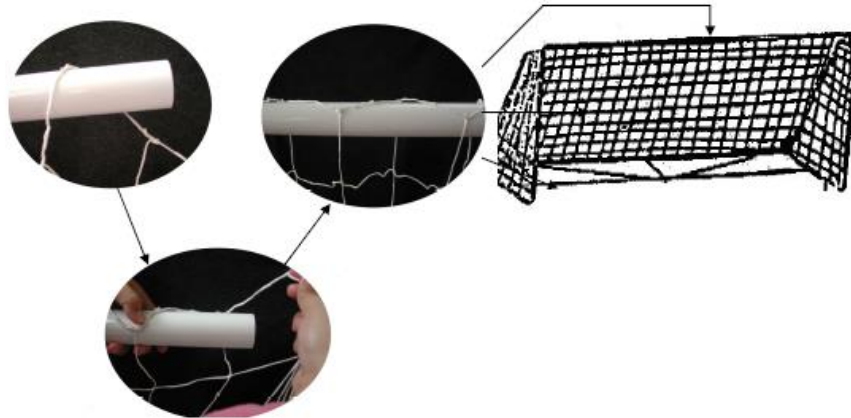
Step 1

- Assemble the frame as shown on the figure below.



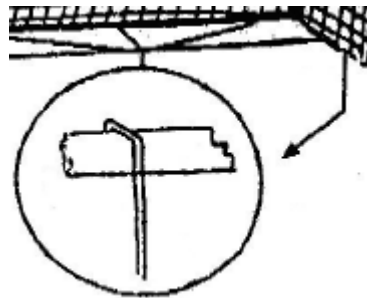
Step 2

- Thread the net to the bars and spread it from one corner to the other one as shown below.



Step 3

- Anchor the goal to the ground using included hooks.



MAINTENANCE

This football goal is made of quality materials. By proper maintenance you can increase significantly its lifespan.

- Check that no part is missing, damaged or worn before each using.
- Especially pay attention to these occurrences:
 - Missing or damaged screws and ropes
 - Deformed support bars
 - Bent or broken components or bars
 - Protruding components including sharp edges on the main frame
- Protect it from organic solvents or aggressive agents. They could damage it irreversibly. Clean it only with a damp cloth and dry it. Store it in a dry and dark place.

ENVIRONMENT PROTECTION

After the product lifespan expired or if the possible repairing is uneconomic, dispose it according to the local laws and environmentally friendly in the nearest scrapyards.

By proper disposal you will protect the environment and natural sources. Moreover, you can help protect human health. If you are not sure in correct disposing, ask local authorities to avoid law violation or sanctions.

TERMS AND CONDITIONS OF WARRANTY, WARRANTY CLAIMS

General Conditions of Warranty and Definition of Terms

All Warranty Conditions stated hereunder determine Warranty Coverage and Warranty Claim Procedure. Conditions of Warranty and Warranty Claims are governed by Act No. 40/1964 Coll. Civil Code, Act No. 513/1991 Coll., Commercial Code, and Act No. 634/1992 Coll., Consumer Protection Act, as amended, also in cases that are not specified by these Warranty rules.

The seller is SEVEN SPORT s.r.o. with its registered office in Borivojova Street 35/878, Prague 13000, Company Registration Number: 26847264, registered in the Trade Register at Regional Court in Prague, Section C, Insert No. 116888.

According to valid legal regulations it depends whether the Buyer is the End Customer or not.

“The Buyer who is the End Customer” or simply the “End Customer” is the legal entity that does not conclude and execute the Contract in order to run or promote his own trade or business activities.

“The Buyer who is not the End Customer” is a Businessman that buys Goods or uses services for the purpose of using the Goods or services for his own business activities. The Buyer conforms to the General Purchase Agreement and business conditions to the extent specified in the Commercial Code.

These Conditions of Warranty and Warranty Claims are an integral part of every Purchase Agreement made between the Seller and the Buyer. All Warranty Conditions are valid and binding, unless otherwise specified in the Purchase Agreement, in the Amendment to this Contract or in another written agreement.

Warranty Conditions

Warranty Period

The Seller provides the Buyer a 24 months Warranty for Goods Quality, unless otherwise specified in the Certificate of Warranty, Invoice, Bill of Delivery or other documents related to the Goods. The legal warranty period provided to the Consumer is not affected.

By the Warranty for Goods Quality, the Seller guarantees that the delivered Goods shall be, for a certain period of time, suitable for regular or contracted use, and that the Goods shall maintain its regular or contracted features.

The Warranty does not cover defects resulting from (if applicable):

- User's fault, i.e. product damage caused by unqualified repair work, improper assembly, insufficient insertion of seat post into frame, insufficient tightening of pedals and cranks
- Improper maintenance
- Mechanical damages
- Regular use (e.g. wearing out of rubber and plastic parts, moving mechanisms, joints etc.)
- Unavoidable event, natural disaster
- Adjustments made by unqualified person
- Improper maintenance, improper placement, damages caused by low or high temperature, water, inappropriate pressure, shocks, intentional changes in design or construction etc.

Warranty Claim Procedure

The Buyer is obliged to check the Goods delivered by the Seller immediately after taking the responsibility for the Goods and its damages, i.e. immediately after its delivery. The Buyer must check the Goods so that he discovers all the defects that can be discovered by such check.

When making a Warranty Claim the Buyer is obliged, on request of the Seller, to prove the purchase and validity of the claim by the Invoice or Bill of Delivery that includes the product's serial number, or eventually by the documents without the serial number. If the Buyer does not prove the validity of the Warranty Claim by these documents, the Seller has the right to reject the Warranty Claim.

If the Buyer gives notice of a defect that is not covered by the Warranty (e.g. in the case that the Warranty Conditions were not fulfilled or in the case of reporting the defect by mistake etc.), the Seller is eligible to require a compensation for all the costs arising from the repair. The cost shall be calculated according to the valid price list of services and transport costs.

If the Seller finds out (by testing) that the product is not damaged, the Warranty Claim is not accepted. The Seller reserves the right to claim a compensation for costs arising from the false Warranty Claim.

In case the Buyer makes a claim about the Goods that is legally covered by the Warranty provided by the Seller, the Seller shall fix the reported defects by means of repair or by the exchange of the damaged part or product for a new one. Based on the agreement of the Buyer, the Seller has the right to exchange the defected Goods for a fully compatible Goods of the same or better technical characteristics. The Seller is entitled to choose the form of the Warranty Claim Procedures described in this paragraph.

The Seller shall settle the Warranty Claim within 30 days after the delivery of the defective Goods, unless a longer period has been agreed upon. The day when the repaired or exchanged Goods is handed over to the Buyer is considered to be the day of the Warranty Claim settlement. When the Seller is not able to settle the Warranty Claim within the agreed period due to the specific nature of the Goods defect, he and the Buyer shall make an agreement about an alternative solution. In case such agreement is not made, the Seller is obliged to provide the Buyer with a financial compensation in the form of a refund.



SEVEN SPORT s.r.o.

Registered Office:	Borivojova 35/878, 130 00 Praha 3, Czech Republic
Headquarters:	Delnicka 957, 749 01 Vitkov, Czech Republic
Warranty & Service Centre:	Cermenska 486, 749 01 Vitkov, Czech Republic
CRN:	26847264
VAT ID:	CZ26847264
Phone:	+420 556 300 970
E-mail:	eshop@insportline.cz reklamace@insportline.cz servis@insportline.cz
Web:	www.insportline.cz

SK

INSPORTLIN s.r.o.

Headquarters, Warranty & Service centre:	Elektricka 6471, 911 01 Trencin, Slovakia
CRN: 36311723	
VAT ID: SK2020177082	
Phone:	+421(0)326 526 701
E-mail:	objednavky@insportline.sk reklamacie@insportline.sk servis@insportline.sk
Web:	www.insportline.sk

Date of Sale:

Stamp and Signature of Seller: