



**USER MANUAL – EN**

**IN 2051 Football Goal 2in1 + Football Net**



# CONTENTS

INTRODUCTION..... 3  
SAFETY PRECAUTIONS..... 3  
PARTS LIST ..... 3  
ASSEMBLY ..... 4  
MAINTENANCE ..... 5  
TERMS AND CONDITIONS OF WARRANTY, WARRANTY CLAIMS..... 5

## INTRODUCTION

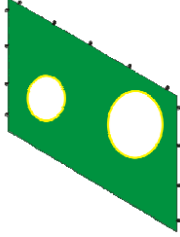


Thank you for purchasing this product. Follow all safety precautions and warnings while using it.

## SAFETY PRECAUTIONS

- Read this manual carefully before first using and keep it for future reference.
- This product is intended only for users older than 6 years.
- Suitable only for home using.
- Use it only in accordance with the manual following all warnings and precautions.
- Place it only on a flat and clean area with suitable surface – grass. Never place it on a rough or inappropriate surface. During exercising, have enough free space to avoid an injury.
- Assembly must be done by an adult only.
- All screws and bolts must be well tightened. Check it regularly for damage or wearing. Never use a damaged or worn product.
- This goal may be used outdoors in suitable and spacious places (7 m).
- Use it on a flat and grass surface. Avoid an uneven terrain, concrete or other rough surface.
- Don't hang any object on the frame to avoid turning over.
- Children must be supervised by an adult person while playing.


## PARTS LIST

No.	Picture	Description	Qty.
1	A long metal bar bent at a 90-degree angle, with the longer leg at the bottom and the shorter leg at the top.	L-shaped bar (A)	2
2	A long metal bar bent at a 90-degree angle, with the longer leg at the bottom and the shorter leg at the top, similar to bar (A) but slightly different proportions.	L-shaped bar (B)	2
3	A shorter metal bar bent at a 90-degree angle, with the longer leg at the bottom and the shorter leg at the top.	L-shaped bar (short)	2
4	A long, straight metal bar.	Straight bar	2
5	A rectangular grid representing a football net.	Football net	1

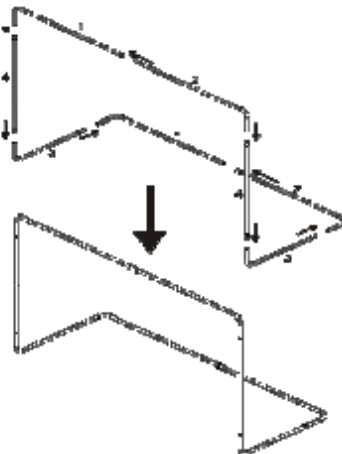
6		Polyester fabric	1
7		Anchoring hook	4
8		Flexible fastener	13

## ASSEMBLY

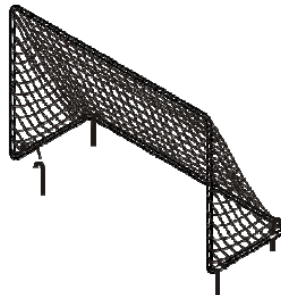
1. Spread the net from one corner to the other one.




2. Assemble the main frame.



3. Attach the frame to the ground using anchoring hooks.



4. Attach the polyester fabric to the main frame as shown below.



## MAINTENANCE

This product has been designed and made of quality materials to meet intended using purpose. By proper maintenance you can increase its lifespan.

- Keep it away from sharp and spiky objects and don't use such matters during exercising.
- Check it regularly for damage or wearing. Never use damaged or worn goal.
- The hardware must be well tightened. Retighten if necessary.
- If some screws or ropes get loose, stop using.
- Never hang unapproved matters on the goal to avoid bar deformation. Never use deformed goal.
- Handle it carefully to avoid breakage or bending of the main frame, support and main bars.
- Never use this product if some parts protrude or if occur sharp edges.
- If this goal is not safe enough to be used, disassemble it and protect from abusing until the fault will be repaired.

## TERMS AND CONDITIONS OF WARRANTY, WARRANTY CLAIMS

### General Conditions of Warranty and Definition of Terms

All Warranty Conditions stated hereunder determine Warranty Coverage and Warranty Claim Procedure. Conditions of Warranty and Warranty Claims are governed by Act No. 40/1964 Coll. Civil Code, Act No. 513/1991 Coll., Commercial Code, and Act No. 634/1992 Coll., Consumer Protection Act, as amended, also in cases that are not specified by these Warranty rules.

The seller is SEVEN SPORT s.r.o. with its registered office in Borivojova Street 35/878, Prague 13000, Company Registration Number: 26847264, registered in the Trade Register at Regional Court in Prague, Section C, Insert No. 116888.

According to valid legal regulations it depends whether the Buyer is the End Customer or not.

"The Buyer who is the End Customer" or simply the "End Customer" is the legal entity that does not conclude and execute the Contract in order to run or promote his own trade or business activities.

"The Buyer who is not the End Customer" is a Businessman that buys Goods or uses services for the purpose of using the Goods or services for his own business activities. The Buyer conforms to the General Purchase Agreement and business conditions to the extent specified in the Commercial Code.

These Conditions of Warranty and Warranty Claims are an integral part of every Purchase Agreement made between the Seller and the Buyer. All Warranty Conditions are valid and binding, unless otherwise specified in the Purchase Agreement, in the Amendment to this Contract or in another written agreement.

### **Warranty Conditions**

#### **Warranty Period**

The Seller provides the Buyer a 24 months Warranty for Goods Quality, unless otherwise specified in the Certificate of Warranty, Invoice, Bill of Delivery or other documents related to the Goods. The legal warranty period provided to the Consumer is not affected.

By the Warranty for Goods Quality, the Seller guarantees that the delivered Goods shall be, for a certain period of time, suitable for regular or contracted use, and that the Goods shall maintain its regular or contracted features.

#### **The Warranty does not cover defects resulting from (if applicable):**

- User's fault, i.e. product damage caused by unqualified repair work, improper assembly, insufficient insertion of seat post into frame, insufficient tightening of pedals and cranks
- Improper maintenance
- Mechanical damages
- Regular use (e.g. wearing out of rubber and plastic parts, moving mechanisms, joints etc.)
- Unavoidable event, natural disaster
- Adjustments made by unqualified person
- Improper maintenance, improper placement, damages caused by low or high temperature, water, inappropriate pressure, shocks, intentional changes in design or construction etc.

### **Warranty Claim Procedure**

The Buyer is obliged to check the Goods delivered by the Seller immediately after taking the responsibility for the Goods and its damages, i.e. immediately after its delivery. The Buyer must check the Goods so that he discovers all the defects that can be discovered by such check.

When making a Warranty Claim the Buyer is obliged, on request of the Seller, to prove the purchase and validity of the claim by the Invoice or Bill of Delivery that includes the product's serial number, or eventually by the documents without the serial number. If the Buyer does not prove the validity of the Warranty Claim by these documents, the Seller has the right to reject the Warranty Claim.

If the Buyer gives notice of a defect that is not covered by the Warranty (e.g. in the case that the Warranty Conditions were not fulfilled or in the case of reporting the defect by mistake etc.), the Seller is eligible to require a compensation for all the costs arising from the repair. The cost shall be calculated according to the valid price list of services and transport costs.

If the Seller finds out (by testing) that the product is not damaged, the Warranty Claim is not accepted. The Seller reserves the right to claim a compensation for costs arising from the false Warranty Claim.

In case the Buyer makes a claim about the Goods that is legally covered by the Warranty provided by the Seller, the Seller shall fix the reported defects by means of repair or by the exchange of the damaged part or product for a new one. Based on the agreement of the Buyer, the Seller has the right to exchange the defected Goods for a fully compatible Goods of the same or better technical characteristics. The Seller is entitled to choose the form of the Warranty Claim Procedures described in this paragraph.

The Seller shall settle the Warranty Claim within 30 days after the delivery of the defective Goods, unless a longer period has been agreed upon. The day when the repaired or exchanged Goods is handed over to the Buyer is considered to be the day of the Warranty Claim settlement. When the Seller is not able to settle the Warranty Claim within the agreed period due to the specific nature of the Goods defect, he and the Buyer shall make an agreement about an alternative solution. In case such agreement is not made, the Seller is obliged to provide the Buyer with a financial compensation in the form of a refund.

**SEVEN SPORT s.r.o.**

Registered Office: Borivojova 35/878, 130 00 Praha 3, Czech Republic  
Headquarters: Delnicka 957, 749 01 Vitkov, Czech Republic  
Warranty & Service Centre: Cermenska 486, 749 01 Vitkov, Czech Republic  
CRN: 26847264  
VAT ID: CZ26847264  
Phone: +420 556 300 970  
E-mail: eshop@insportline.cz  
reklamace@insportline.cz  
servis@insportline.cz  
Web: www.insportline.cz

---

**SK****INSPORTLINE s.r.o.**

Headquarters, Warranty & Service centre: Elektricka 6471, 911 01 Trencin, Slovakia  
CRN: 36311723  
VAT ID: SK2020177082  
Phone: +421(0)326 526 701  
E-mail: objednavky@insportline.sk  
reklamacie@insportline.sk  
servis@insportline.sk  
Web: www.insportline.sk

Date of Sale:

Stamp and Signature of Seller: