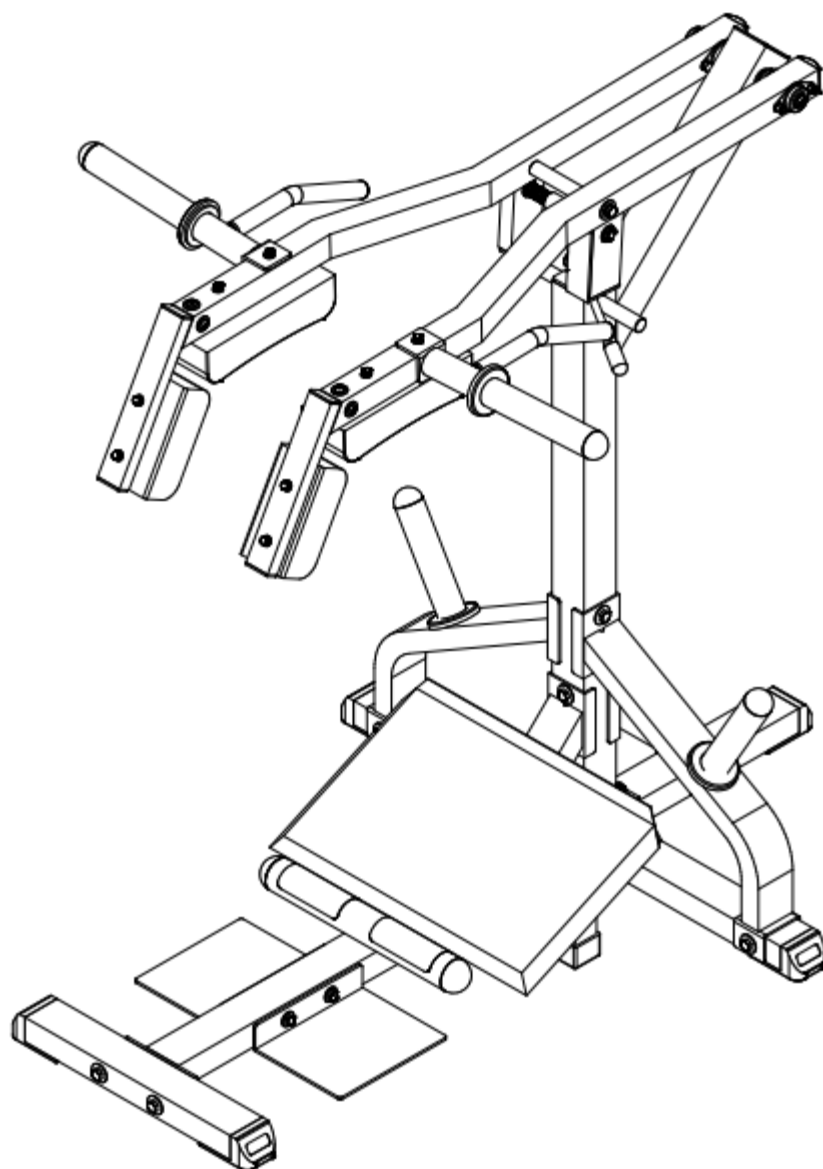


USER MANUAL – EN
IN 18268 Leverage Squat/Calf Machine Body Solid
GSCL360



CONTENTS

SAFETY INSTRUCTIONS.....	3
TECHNICAL DESCRIPTION.....	3
CONNECTION MATERIAL	4
PARTS LIST	4
ASSEMBLY	7
EXERCISE INSTRUCTIONS	8
ENVIRONMENT PROTECTION	10
TERMS AND CONDITIONS OF WARRANTY, WARRANTY CLAIMS.....	10

SAFETY INSTRUCTIONS

- Thank you for purchasing this product. Please read the manual carefully before starting the assembly and before using the product. Keep this manual for future reference. In case of doubt, contact a specialist service.
- Before completing the assembly, check all parts for completeness and integrity. Use only original spare parts and accessories. Do not make unauthorized product modifications.
- Assembly may only be carried out by an adult. Check that the product is properly assembled and firm before use. The device must function properly to avoid injury of the user. If the device is not working properly or shows signs of damage or wear, stop using it immediately. Damaged or worn parts must be replaced immediately.
- Ask your doctor for help before exercising.
- Keep the device out of the reach of children.
- Always warm up with the appropriate exercises.
- Read and follow all recommendations and warnings.
- Place the machine on a flat, clean, dry surface. Keep the safety distance from another objects min. 0.6 m.
- Do not use outdoors.
- Do not modify the product yourself.
- Check the tightness of all bolts and nuts before each exercise. Do not use the product if it is damaged.
- Exercise carefully and do not overextend. The movements should not be abrupt to avoid injury to the user. Exercise properly and to the appropriate degree. High loads can lead to health complications
- Do not hold your breath during exercise.
- Keep clothes and limbs away from moving parts. Wear appropriate sportswear including sports shoes.
- No adjustable part may protrude or obstruct the movement of the user.
- Take care of your health and initially choose a milder pace. Over time, you can work towards a more intense pace.
- Improper exercise or failure to observe safety precautions may result in serious injury or equipment damage. In case of doubt or uncertainty, contact a specialist service or dealer.
- Never exceed the stated weight limits.
- Pay attention to body signals. In case of negative physical reactions, immediately stop exercising and contact your doctor.
- For commercial use.





















TECHNICAL DESCRIPTION

- Heavy steel platform is inclined at 20 degrees for most effective strengthening of quadriceps and buttocks
- Round roller for calf workout provides maximum comfort
- Pegs for Olympic weight plates (50mm in diameter)
- Traction steel frame welded in four places
- Exclusive extra padded **DuraFirm** padding on shoulders and back





Dimensions: height 142 x length 157.5 width 109cm











Weight plate limit: 360kg

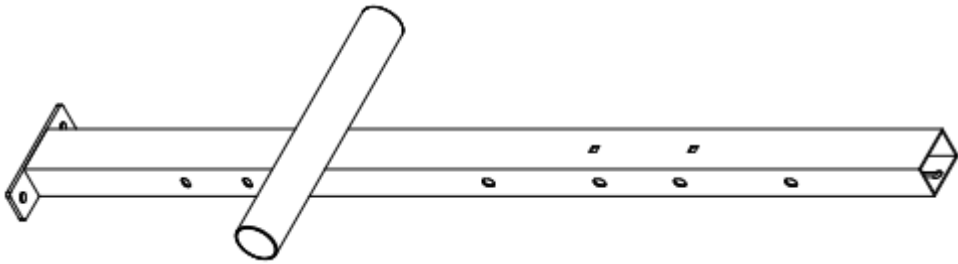

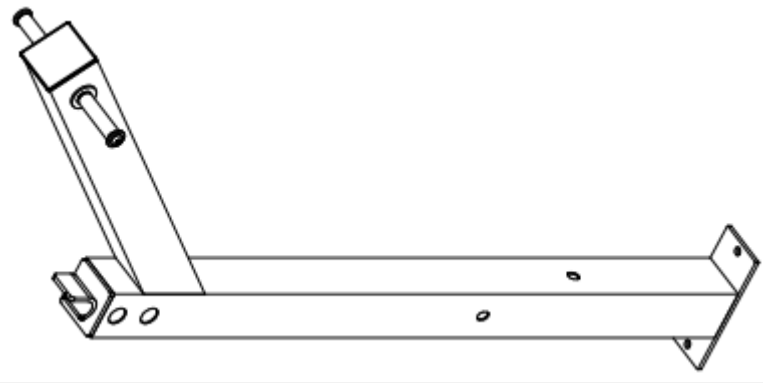
CONNECTION MATERIAL

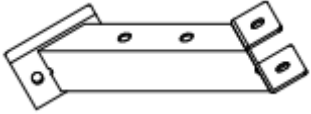
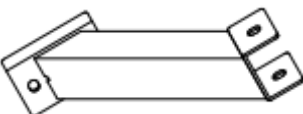
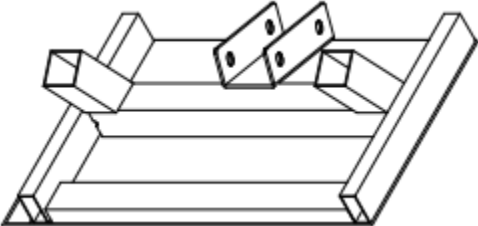
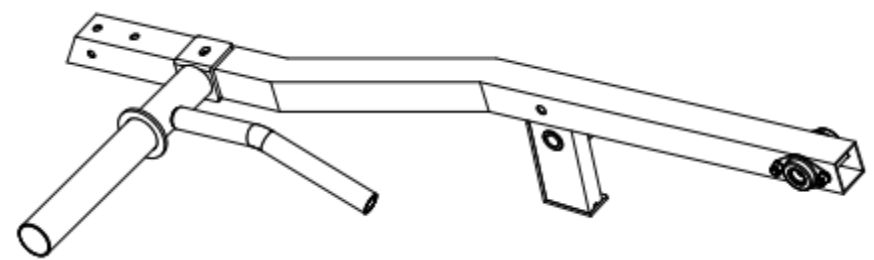
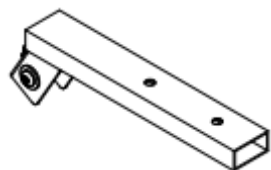
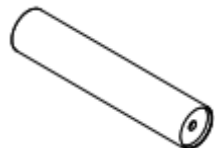
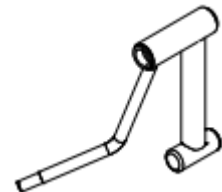
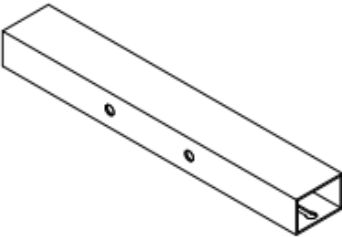


Pic.	NO.	Name	QTY
	A1	Hex head bolt M12 x 100	12
	A2	Hex head bolt M10 x 100	2
	A3	Support bolt M10 x 70	2
	A4	Hex head bolt M8 x 70	2
	A5	Hex head bolt M8 x 65	2
	A6	Hex head bolt M8 x 40	4
	A7	Hex head bolt 3/8" x 2 3/4" (pre-assembled)	4
	A8	Hex head bolt M12 x 25 (pre-assembled)	2
	A9	Hex head bolt M12 x 70 (pre-assembled)	2
	A10	Bolt M10 x 16	10
	B1	Nylon safety nut M12	12
	B2	Nylon safety nut M10	4
	B3	Nylon safety nut 3/8" (pre-assembled)	4
	C1	Washer M12 (4 pcs pre-assembled)	28
	C2	Washer M10 (10 pcs pre-assembled)	16
	C3	Washer M8	8
	C4	Spring washer	8
	C5	Washer 3/8" (pre-assembled)	8
	C6	Washer M20 (pre-assembled)	2
	C7	Spring washer M12 (pre-assembled)	2

PARTS LIST

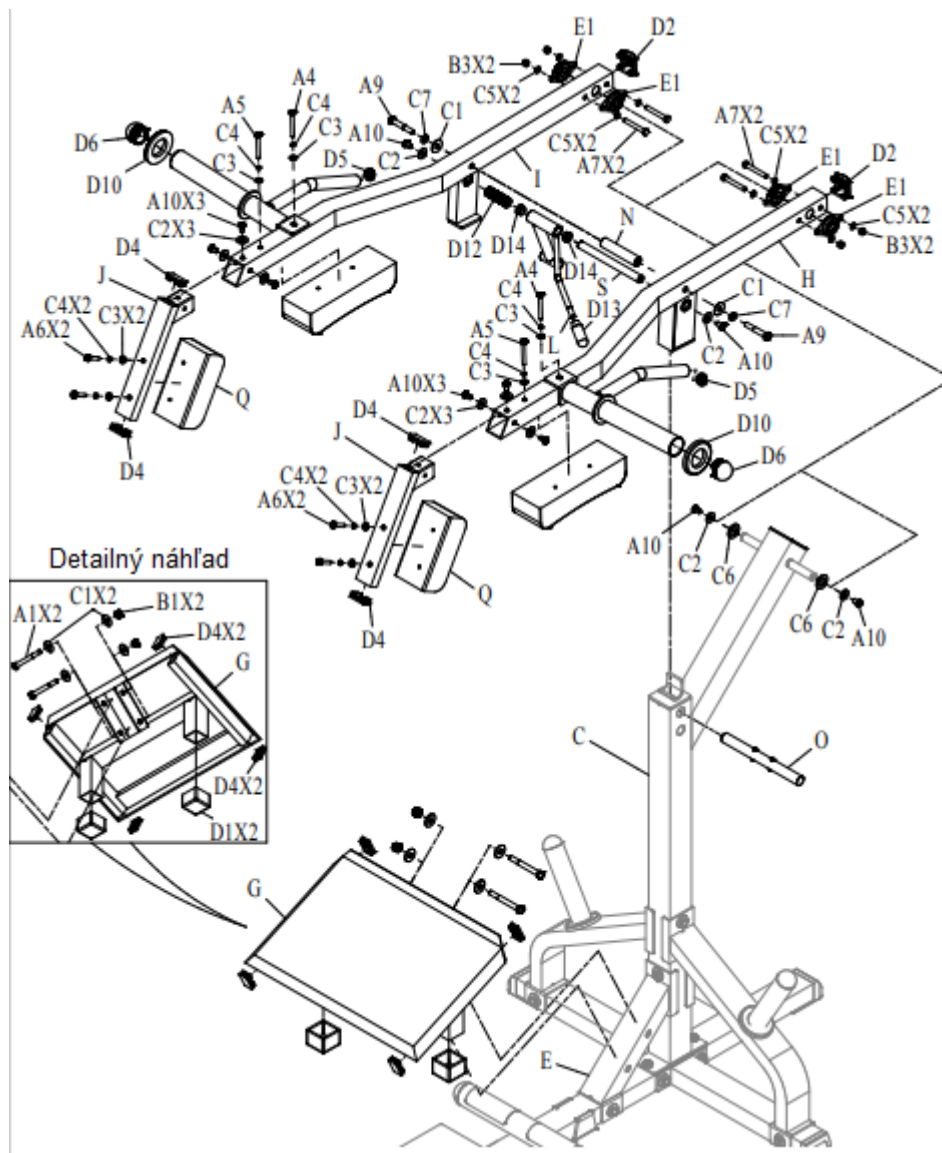
Pic.	NO.	Name	QTY)
	D1	Plastic cover 2" x 2" (9310-020)	2
	D2	End cap 50 x 50 (9211-087)	2
	D4	End cap 25 x 50 (9211-086)	8
	D5	Round end cap Ø 1" (9211-021)	2

	D6	Round end cap Ø 49,5 (9211-074)	4
	D7	End cap 50 x 75 (9211-025)	5
	D8	Round end cap Ø 60 (9211-075)	2
	D9	Rubber end cap 50 x 75 (9212-011)	1
	D10	Rubber end cap Ø 90 x 10t (9310-016)	4
	D11	Anti-slip tape (9630-003)	2
	D12	Steel spring Ø 20 x 1,5 x 70 L (8840-012)	1
	D13	Safety pin (8220-086)	1
	D14	Oil sleeve Ø 20 x Ø 26 (8520-003) (pre-assembled)	2
	E1	Bearing 6004zz (pre-assembled)	4

<p>A – 1 pcs</p> 		
<p>B – 2 pcs</p> 	<p>C – 1 pcs</p> 	
<p>E – 1 pcs</p>	<p>F – 1 pcs</p>	<p>G – 1 pcs</p>

		
H – 1 pcs		
		
I – 1 pcs		
J – 2 pcs	K – 2 pcs	L – 1 pcs
		
M – 1 pcs	N – 1 pcs (8220-094)	O – 1 pcs (8220-087)
		
P – 2 pcs	Q – 2 pcs (9133-001)	R – 2 pcs (9133-002)

Step 2

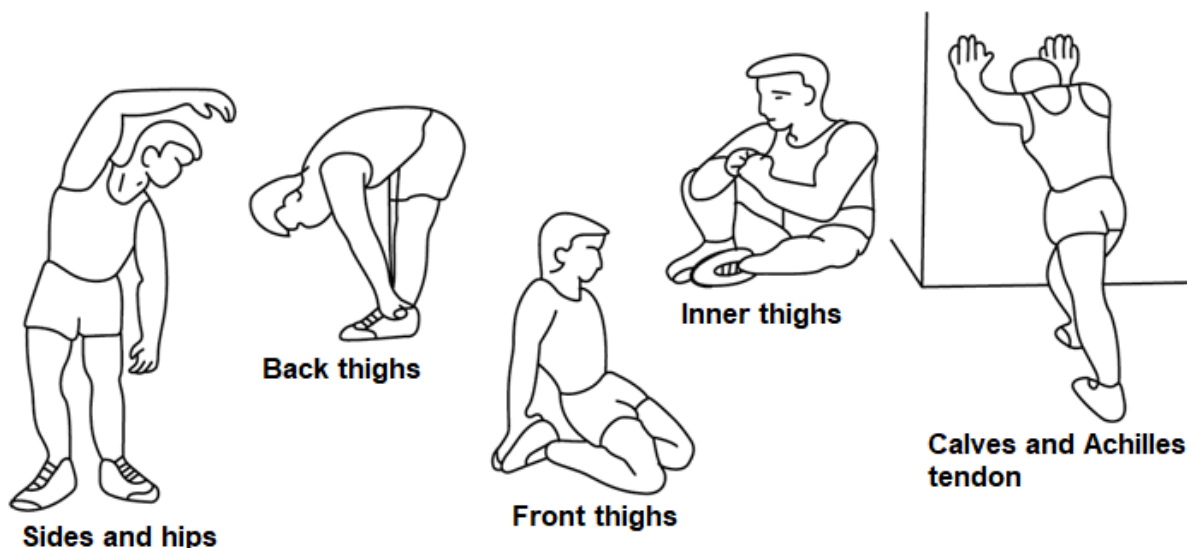


EXERCISE INSTRUCTIONS

Exercise is beneficial to your health, improves physical condition, shapes muscles and, in combination with a calorie-balanced diet, leads to weight loss.

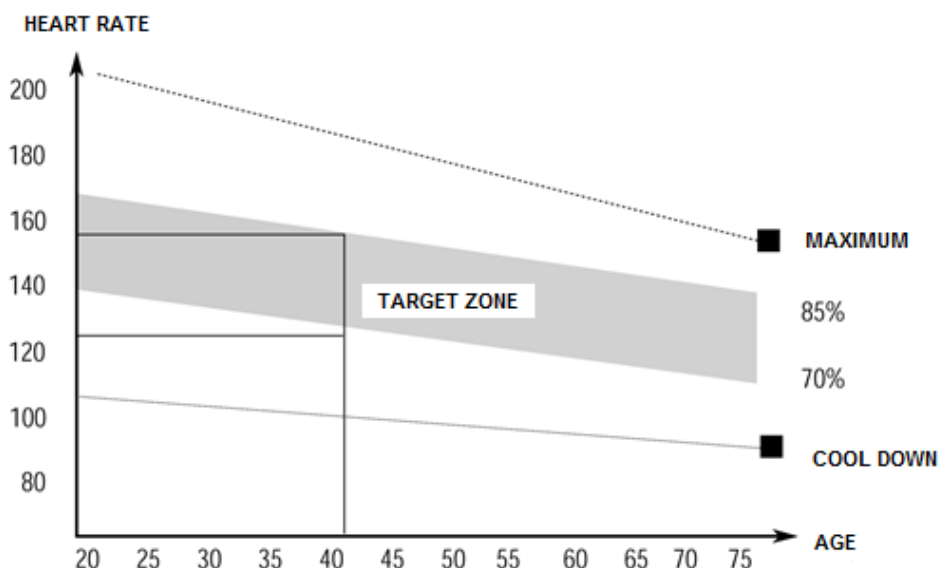
1. WARM UP

This phase serves to improve the blood circulation of the whole body and to warm up the muscles, to reduce the risk of convulsions and muscle injury. We recommend performing the stretching exercises below. When dragging, stay in the end position for approximately 30 seconds, do not make sudden movements and do not vibrate.



2. EXERCISING

This phase is the most physically demanding part. Regular exercise strengthens the muscles. You can determine the tempo yourself, but it is very important that it is the same throughout the exercise. Heart rate should be within the target zone (see figure below).



This phase should last at least 12 minutes. Most people exercise for 15-20 minutes.

3. COOLDOWN

This phase serves to soothe the cardiovascular system and relax the muscles. It should take approximately 5 minutes. You can repeat warming up exercises or continue exercising at slower pace. Stretching your muscles after exercise is extremely important - you need to avoid sudden movements and vibrations.

With improved fitness, you can lengthen and increase exercise intensity. Train regularly, at least three times a week.

SHAPING MUSCLES

For muscle shaping, it is important to set a high load. The muscles will be more stressed, which may cause that you will not be able to exercise as long as usual. If you are trying to improve your condition at the same time, you need to adjust your training. Exercise in the usual way during the warm-up and final stages of training but increase the resistance of the device at the end of the exercise. You may need to slow down the speed to keep the heart rate in the target area.

WEIGHT LOSS

The number of calories burned depends on the length and intensity of the exercise. The essence is the same as in fitness exercise, but the goal is different.

MAINTENANCE

1. After exercising, wipe off any sweat to avoid corrosion. Clean the device with a soft cloth and mild detergents. Do not use abrasive cleaners or solvents on plastic parts.
2. In case of increased machine noise, all screws and joints must be checked and tightened properly.
3. The product must be placed in clean, ventilated and dry areas.
4. Do not expose the device to direct sunlight.

ENVIRONMENT PROTECTION

After the product lifespan expired or if the possible repairing is uneconomic, dispose it according to the local laws and environmentally friendly in the nearest scrapyard.

By proper disposal you will protect the environment and natural sources. Moreover, you can help protect human health. If you are not sure in correct disposing, ask local authorities to avoid law violation or sanctions.

TERMS AND CONDITIONS OF WARRANTY, WARRANTY CLAIMS

General Conditions of Warranty and Definition of Terms

All Warranty Conditions stated hereunder determine Warranty Coverage and Warranty Claim Procedure. Conditions of Warranty and Warranty Claims are governed by Act No. 89/2012 Coll. Civil Code, and Act No. 634/1992 Coll., Consumer Protection, as amended, also in cases that are not specified by these Warranty rules.

The seller is SEVEN SPORT s.r.o. with its registered office in Borivojova Street 35/878, Prague 13000, Company Registration Number: 26847264, registered in the Trade Register at Regional Court in Prague, Section C, Insert No. 116888.

According to valid legal regulations it depends whether the Buyer is the End Customer or not.

“The Buyer who is the End Customer” or simply the “End Customer” is the legal entity that does not conclude and execute the Contract in order to run or promote his own trade or business activities.

“The Buyer who is not the End Customer” is a Businessman that buys Goods or uses services for the purpose of using the Goods or services for his own business activities. The Buyer conforms to the General Purchase Agreement and business conditions.

These Conditions of Warranty and Warranty Claims are an integral part of every Purchase Agreement made between the Seller and the Buyer. All Warranty Conditions are valid and binding, unless otherwise specified in the Purchase Agreement, in the Amendment to this Contract or in another written agreement.

Warranty Conditions

Warranty Period

The Seller provides the Buyer a 24 months Warranty for Goods Quality, unless otherwise specified in the Certificate of Warranty, Invoice, Bill of Delivery or other documents related to the Goods. The legal warranty period provided to the Consumer is not affected.

By the Warranty for Goods Quality, the Seller guarantees that the delivered Goods shall be, for a certain period of time, suitable for regular or contracted use, and that the Goods shall maintain its regular or contracted features.

The Warranty does not cover defects resulting from (if applicable):

- User's fault, i.e. product damage caused by unqualified repair work, improper assembly, insufficient insertion of seat post into frame, insufficient tightening of pedals and cranks
- Improper maintenance
- Mechanical damages
- Regular use (e.g. wearing out of rubber and plastic parts, moving mechanisms, joints etc.)
- Unavoidable event, natural disaster
- Adjustments made by unqualified person
- Improper maintenance, improper placement, damages caused by low or high temperature, water, inappropriate pressure, shocks, intentional changes in design or construction etc.

Warranty Claim Procedure

The Buyer is obliged to check the Goods delivered by the Seller immediately after taking the responsibility for the Goods and its damages, i.e. immediately after its delivery. The Buyer must check the Goods so that he discovers all the defects that can be discovered by such check.

When making a Warranty Claim the Buyer is obliged, on request of the Seller, to prove the purchase and validity of the claim by the Invoice or Bill of Delivery that includes the product's serial number, or eventually by the documents without the serial number. If the Buyer does not prove the validity of the Warranty Claim by these documents, the Seller has the right to reject the Warranty Claim.

If the Buyer gives notice of a defect that is not covered by the Warranty (e.g. in the case that the Warranty Conditions were not fulfilled or in the case of reporting the defect by mistake etc.), the Seller is eligible to require a compensation for all the costs arising from the repair. The cost shall be calculated according to the valid price list of services and transport costs.

If the Seller finds out (by testing) that the product is not damaged, the Warranty Claim is not accepted. The Seller reserves the right to claim a compensation for costs arising from the false Warranty Claim.

In case the Buyer makes a claim about the Goods that is legally covered by the Warranty provided by the Seller, the Seller shall fix the reported defects by means of repair or by the exchange of the damaged part or product for a new one. Based on the agreement of the Buyer, the Seller has the right to exchange the defected Goods for a fully compatible Goods of the same or better technical characteristics. The Seller is entitled to choose the form of the Warranty Claim Procedures described in this paragraph.

The Seller shall settle the Warranty Claim within 30 days after the delivery of the defective Goods, unless a longer period has been agreed upon. The day when the repaired or exchanged Goods is handed over to the Buyer is considered to be the day of the Warranty Claim settlement. When the Seller is not able to settle the Warranty Claim within the agreed period due to the specific nature of the Goods defect, he and the Buyer shall make an agreement about an alternative solution. In case such agreement is not made, the Seller is obliged to provide the Buyer with a financial compensation in the form of a refund.

**SEVEN SPORT s.r.o.**

Registered Office: Borivojova 35/878, 130 00 Praha 3, Czech Republic
Headquarters: Delnicka 957, 749 01 Vitkov, Czech Republic
Warranty & Service Centre: Cermenska 486, 749 01 Vitkov, Czech Republic
CRN: 26847264
VAT ID: CZ26847264
Phone: +420 556 300 970
E-mail: eshop@insportline.cz
reklamace@insportline.cz
servis@insportline.cz
Web: www.insportline.cz

SK**INSPORTLIN s.r.o.**

Headquarters, Warranty & Service centre: Elektricka 6471, 911 01 Trencin, Slovakia
CRN: 36311723
VAT ID: SK2020177082
Phone: +421(0)326 526 701
E-mail: objednavky@insportline.sk
reklamacie@insportline.sk
servis@insportline.sk
Web: www.insportline.sk

Date of Sale:

Stamp and Signature of Seller: