



**USER MANUAL – EN**

**IN 18032 Foot Massager inSPORTline Gurinno**



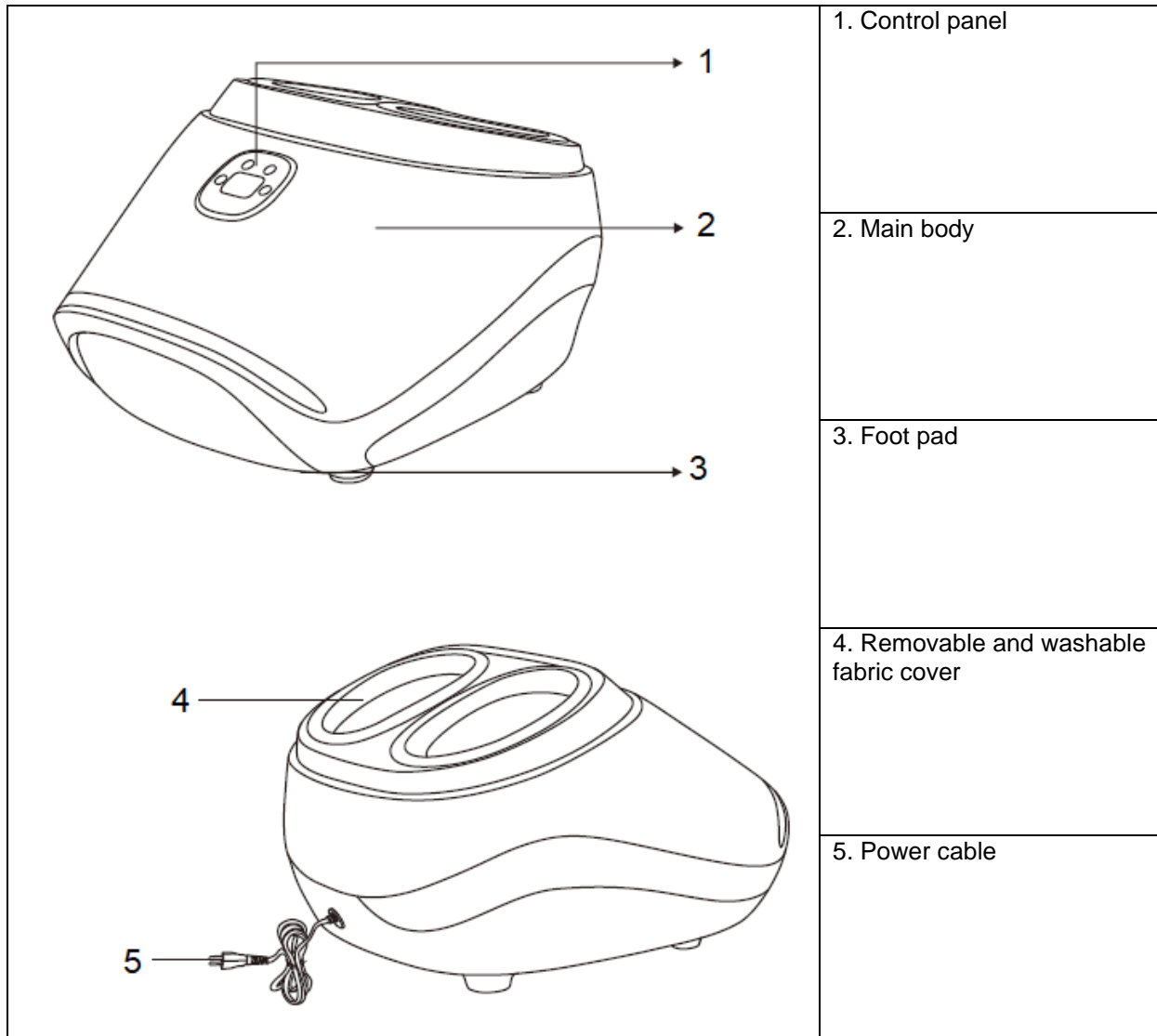
**CONTENTS**

SAFETY INSTRUCTIONS..... 3  
PRODUCT DESCRIPTION ..... 4  
FUNCTION ..... 4  
USE ..... 5  
CONTROL PANEL ..... 5  
MAINTENANCE AND STORAGE ..... 5  
TROUBLESHOOTING ..... 6  
PRODUCT SPECIFICATION ..... 6  
ENVIRONMENT PROTECTION ..... 6  
TERMS AND CONDITIONS OF WARRANTY, WARRANTY CLAIMS..... 7

## SAFETY INSTRUCTIONS

- Use this product according to the manual.
- Check the cables, plug, socket and casing of the product before use.
- Keep away from the water to prevent shock injuries.
- Disconnect the product after use or before cleaning to avoid damage or injuries.
- Do not plug or unplug with wet hands.
- Do not pull the cable when unplugging the product.
- Do not damage the cable or change the electric circuit.
- In case of power cut please unplug the product to reduce the risk of injuries.
- Use only original spare parts.
- Do not modify this product.
- Do not use outdoors.
- Do not use within the hour after meal.
- If you feel sick or dizzy stop using this product and ask your physician for advice.
- People with reduce physical, mental or sensory capabilities or people with lack of experience and knowledge and kids should not use this product unless given adult supervision.
- If the power adapter is damaged stop using the product and ask professional to replace it.
- Do not use in humid areas such as bathroom.
- Do not use in sudden temperature changes.
- Use only in well ventilated and dustless rooms.
- Do not use alcohol or other drugs when using this product.
- Pregnant women, people using electric medical device or suffering skin disease should not use this product.
- Do not use when wet.
- People sensitive to heat must use this product with caution.
- This is not a toy, keep it away from kids and pets to avoid damage or injuries.
- Kids under 14-year-old or mentally ill people should not use this product.
- Do not stand on the machine, always sit down when using the product.

## PRODUCT DESCRIPTION



## FUNCTION

- Air pressure massage for stimulating acupuncture points on your feet.
- Kneading massage for your feet.
- Heating function.
- 3 auto program, shaking, rolling, combination of shaking and rolling, 3 free switch modes, 3 adjustable levels of air pressure intensity.
- Auto turn off after 15 minutes of massage.
- Removable and washable fabric cover.

## USE

- Plug the power cord to 100-240 V socket.

**WARNING:** Do not use wet hands and check the power cord for damage.

- Sit on suitable chair and put your feet into the product.
- Open the Open key on the control panel and enter the default massage status.





### After use

- Close the switch on the control panel.
- Unplug the product from the socket after use.

## CONTROL PANEL



### Buttons

| Button  | Description   |
|---|---|
|  | Push the button to turn on/off the device.                              |
|  | Press the button to cycle different modes.                              |
|  | Press the button to turn on/off the heating.                            |
|  | Press the button to cycle the massage intensity: Strong – Medium - Weak |

## MAINTENANCE AND STORAGE

### Maintenance

- Do not use abrasive cleaning agents (gasoline or acetone) to clean the product, do not put the product into water.
- Unplug from socket when cleaning.
- Clean product and power cord with dry cloth.
- Do not use damp cloth or detergent.

## Storage

- Unplug from power socket.
- Store in shady and dry place away from sunlight.
- Do not put a heavy load on the product.

If there is damage or mechanical failure, stop using the product and contact the seller.

## TROUBLESHOOTING

| Problem                    | Possible cause   | Solution   |
|----------------------------|--|--|
| The product does not work. | Not plugged or turned on.                                  | Check the power switch. Check the plug and socket. Put plug to the socket. |
|                            | 15 min session automatically put machine into standby mode | Press the power button to turn on the machine                              |
|                            | Overheated after 45 continuous use                         | Unplug the machine and let it cool down, wait 60 min                       |
| The product is overheating | The heating is turned on                                   | Turn off the heating function  |
|                            | The machine is overheated after 45 min use                 | Unplug the machine and let it cool down, wait 60 min                       |
| Abnormal noise             | Noise is caused by mechanical parts                        | Normal function does not mean disfunction                                  |

## PRODUCT SPECIFICATION

|                   |                                  |
|-------------------|----------------------------------|
| Model             | GZZ1-008                         |
| Name              | Foot massager                    |
| Rated voltage     | 110 – 120 V – 60 Hz              |
|                   | 220-240V – 50Hz/60Hz             |
| Rated power input | 45W                              |
| Rated time        | 15 min                           |
| Noise             | 55 dB                            |
| Safety structure  | Executive standard GB4706.1-2005 |

## ENVIRONMENT PROTECTION

After the product lifespan expired or if the possible repairing is uneconomic, dispose it according to the local laws and environmentally friendly in the nearest scrapyard.

By proper disposal you will protect the environment and natural sources. Moreover, you can help protect human health. If you are not sure in correct disposing, ask local authorities to avoid law violation or sanctions.

Don't put the batteries among house waste but hand them in to the recycling place.

# TERMS AND CONDITIONS OF WARRANTY, WARRANTY CLAIMS

## General Conditions of Warranty and Definition of Terms

All Warranty Conditions stated here under determine Warranty Coverage and Warranty Claim Procedure. Conditions of Warranty and Warranty Claims are governed by Act No. 89/2012 Coll. Civil Code, and Act No. 634/1992 Coll., Consumer Protection, as amended, also in cases that are not specified by these Warranty rules.

The seller is SEVEN SPORT s.r.o. with its registered office in Strakonická street 1151/2c, Prague 150 00, Company Registration Number: 26847264, registered in the Trade Register at Regional Court in Prague, Section C, Insert No. 116888.

According to valid legal regulations it depends whether the Buyer is the End Customer or not.

“The Buyer who is the End Customer” or simply the “End Customer” is the legal entity that does not conclude and execute the Contract in order to run or promote his own trade or business activities.

“The Buyer who is not the End Customer” is a Businessman that buys Goods or uses services for the purpose of using the Goods or services for his own business activities. The Buyer conforms to the General Purchase Agreement and business conditions.

These Conditions of Warranty and Warranty Claims are an integral part of every Purchase Agreement made between the Seller and the Buyer. All Warranty Conditions are valid and binding, unless otherwise specified in the Purchase Agreement, in the Amendment to this Contract or in another written agreement.

## Warranty Conditions

### Warranty Period

The Seller provides the Buyer a 24 months Warranty for Goods Quality, unless otherwise specified in the Certificate of Warranty, Invoice, Bill of Delivery or other documents related to the Goods. The legal warranty period provided to the Consumer is not affected.

By the Warranty for Goods Quality, the Seller guarantees that the delivered Goods shall be, for a certain period of time, suitable for regular or contracted use, and that the Goods shall maintain its regular or contracted features.

### The Warranty does not cover defects resulting from (if applicable):

- User's fault, i.e. product damage caused by unqualified repair work, improper assembly, insufficient insertion of seat post into frame, insufficient tightening of pedals and cranks
- Improper maintenance
- Mechanical damages
- Regular use (e.g. wearing out of rubber and plastic parts, moving mechanisms, joints, wear of brake pads/blocks, chain, tires, cassette/multi wheel etc.)
- Unavoidable event, natural disaster
- Adjustments made by unqualified person
- Improper maintenance, improper placement, damages caused by low or high temperature, water, inappropriate pressure, shocks, intentional changes in design or construction etc.

## Warranty Claim Procedure

The Buyer is obliged to check the Goods delivered by the Seller immediately after taking the responsibility for the Goods and its damages, i.e. immediately after its delivery. The Buyer must check the Goods so that he discovers all the defects that can be discovered by such check.

When making a Warranty Claim the Buyer is obliged, on request of the Seller, to prove the purchase and validity of the claim by the Invoice or Bill of Delivery that includes the product's serial number, or eventually by the documents without the serial number. If the Buyer does not prove the validity of the Warranty Claim by these documents, the Seller has the right to reject the Warranty Claim.

If the Buyer gives notice of a defect that is not covered by the Warranty (e.g. in the case that the Warranty Conditions were not fulfilled or in the case of reporting the defect by mistake etc.), the Seller is eligible to require a compensation for all the costs arising from the repair. The cost shall be calculated according to the valid price list of services and transport costs.

If the Seller finds out (by testing) that the product is not damaged, the Warranty Claim is not accepted. The Seller reserves the right to claim a compensation for costs arising from the false Warranty Claim.

In case the Buyer makes a claim about the Goods that is legally covered by the Warranty provided by the Seller, the Seller shall fix the reported defects by means of repair or by the exchange of the damaged part or product for a new one. Based on the agreement of the Buyer, the Seller has the right to exchange the defected Goods for a fully compatible Goods of the same or better technical characteristics. The Seller is entitled to choose the form of the Warranty Claim Procedures described in this paragraph.

The Seller shall settle the Warranty Claim within 30 days after the delivery of the defective Goods, unless a longer period has been agreed upon. The day when the repaired or exchanged Goods is handed over to the Buyer is considered to be the day of the Warranty Claim settlement. When the Seller is not able to settle the Warranty Claim within the agreed period due to the specific nature of the Goods defect, he and the Buyer shall make an agreement about an alternative solution. In case such agreement is not made, the Seller is obliged to provide the Buyer with a financial compensation in the form of a refund.

**CZ**  
**SEVEN SPORT s.r.o.**

Registered Office: Strakonická 1151/2c, Praha 5, 150 00, ČR  
Headquarters: Dělnická 957, Vítkov, 749 01  
Warranty & Service: Čermenská 486, Vítkov 749 01

CRN: 26847264  
VAT ID: CZ26847264

Phone: +420 556 300 970  
E-mail: eshop@insportline.cz  
reklamace@insportline.cz  
servis@insportline.cz

Web: www.inSPORTline.cz

**SK**  
**inSPORTline s.r.o.**

Headquarters, warranty & service center: Električná 6471, Trenčín 911 01, SK

CRN: 36311723  
VAT ID: SK2020177082

Phone: +421(0)326 526 701  
E-mail: objednavky@insportline.sk  
reklamacie@insportline.sk  
servis@insportline.sk

Web: www.inSPORTline.sk