



USER MANUAL – EN

IN 13914 Neck and Shoulder Warm Massager inSPORTline D180



CONTENTS

IMPORTANT SAFETY WARNING	3
WORKING ENVIRONMENT	3
PEOPLE THAT SHOULD NOT USE THIS PRODUCT	3
SAFETY PRECAUTIONS.....	4
PRODUCT FEATURES.....	5
BUTTONS AND FUNCTIONS.....	5
POWER	6
CAR CHARGER	7
CLEANING AND MAINTENANCE	7
TROUBLESHOOTING	7
OTHER PARAMETERS	8
TERMS AND CONDITIONS OF WARRANTY, WARRANTY CLAIMS.....	8

INTRODUCTION

Thank you for purchasing this product. Please read these instructions carefully in order to know how to use this product correctly before actually using it. Please pay attention to the safety warnings and keep this manual for future use.

Note: Our company reserves the right to revise the design and description of this product without any further notice. Please refer to the actual colour of this product.

IMPORTANT SAFETY WARNING

- Do not allow any foreign matter to enter the clearance between the massage head and the casing.
- Do not allow the product to come into contact with water so as to avoid any possible accidents that may result from a short circuit.
- If the main cable or plug are damaged, do not disassemble the massager and do not attempt to repair it by yourself. Please contact your distributor.
- Ensure that the main power is suitable for this product.
- Please disconnect the product from the main supply after use or before cleaning to avoid damage to the equipment or personal injury.
- Please use this product according to this manual.
- Do not use any spare parts and attachments other than those recommended.
- Do not use this product if it's casing or main cable is damaged.
- Do not use this product if you are under the influence of alcohol or feeling unwell.
- Do not use this product with too much force so as to avoid injury.
- Do not keep this product on for more than 20 minutes to avoid overheating.
- Do not use this product within one hour of eating.
- Please use this product carefully according to your doctor's advice if you have a neck or back injury or if you have had an operation recently.

WORKING ENVIRONMENT

- Do not use this product in a highly humid environment such as a bathroom.
- Do not use this product immediately after there have been sudden and significant changes in temperature.
- Do not use this product in an environment where there are lots of dust or corrosive gases.
- Do not use this product when it is covered by a blanket or pillow, etc.

PEOPLE THAT SHOULD NOT USE THIS PRODUCT

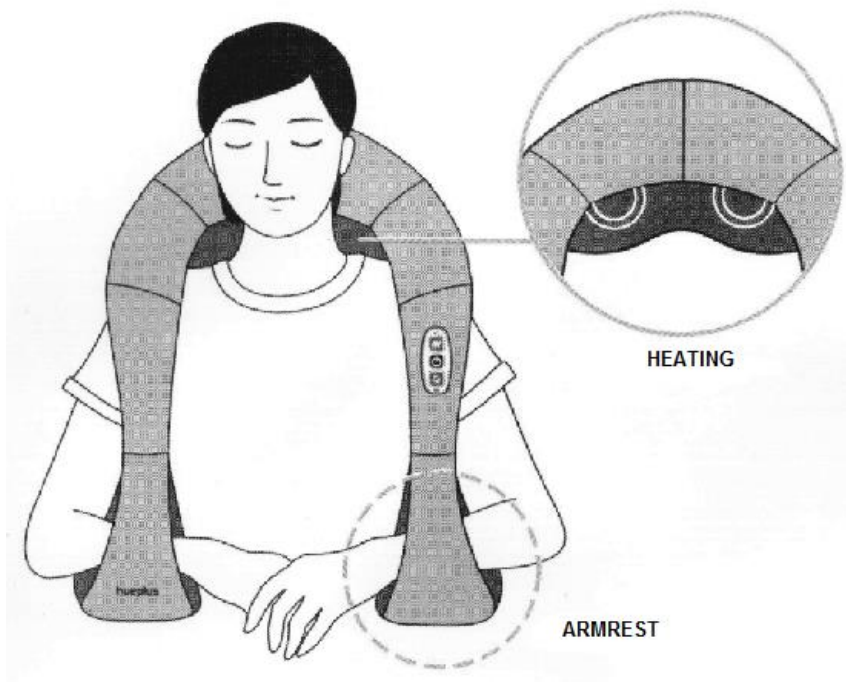
1. People with contagious skin conditions.
2. Patients with osteoporosis.
3. Patients with heart diseases and with electronic medical instruments like a heart pacemaker.
4. People in a high fever.
5. Women that are pregnant or menstruating.
6. Those who are injured or suffering from any surface disease.
7. The appliance has a heated surface. Persons insensitive to heat must be careful when using the appliance.

8. Children under 14-year old or people mentally unbalanced without being supervised are not allowed to use this machine.
9. Those who need to rest according to a doctor's advice or those who do not feel well.
10. Do not use this product when you are wet.
11. Do not use this product on a pet.

SAFETY PRECAUTIONS

- Do not plug or unplug this product when your hands are wet.
- Do not pull the cable when unplugging. Do not plug or unplug carelessly.
- This appliance is not intended for use by persons (including children) with reduced physical, sensory or mental capabilities, or lack of experience and knowledge, unless they have been given supervision or instruction concerning the use of the appliance by a person responsible for their safety.
- Children should be supervised to ensure that they do not play with the appliance.
- Do not damage the cable or change the circuit of the product.
- Please cease using this product in case of a power cut in order to avoid any body injury upon sudden power resumption.
- Please stop using this product and consult your local supplier if you notice anything abnormal with the product during use.
- Please stop using this product and consult your doctor for advice, if you have health problems.
- If the supply cord is damaged, it must be replaced by the manufacturer, his service agent or similarly qualified persons in order to avoid a hazard.
- The appliance has a heated surface. Persons insensitive to heat must be careful when using the appliance.
- Please do not pull controller connecting line, in case that power cord fracture or plug with bad contact. When pulling out power plug, please hold the plug pulled back, rather than directly draw the power cord.
- When the whole machine does not work, please immediately stop using it and immediately pull out power plug.
- This product is prohibited in the following locations: bathroom and kitchen, by high temperature lights, in damp places, near high voltage and near fire and water source.
- Keep this device far away from sharp objects. The machine can't be used when it was damaged.
- Do not push it too strongly and protect the mat from excessive pressure. Do not touch it with hard or sharp-edged objects. Don't tread on it.

PRODUCT FEATURES



- The new concept of kneading massage, match the human body engineering design of the neck and the shoulder.
- The massage head is specially designed according to the neck and shoulder to give you the most comfortable experience.
- U-shaped arm in arm design, strong or gentle type of strength is decided by the user.
- Clockwise and anti-clockwise kneading automatic conversion system.
- Kneading direction manually can be manually selected. Warm function is controlled separately. It supports optimal blood circulation.
- Easy to switch.
- Polyurethane - high-grade material of holster.
- Protection from overheating of device.

BUTTONS AND FUNCTIONS

1. HT (Heater)



You can choose to stop the heating function when it is working. Press once to stop the heating function, press again to restart it.

2. ON/OFF







This button sets the rated working time for 20 minutes. Device stops automatically after 20 minutes of working.

3. DR (Direction)



It can change the rotation direction in the start. Use this button for particular place massage in a specific direction.

	Waist massage
	Abdominal massage
	Leg massage
	Foot massage

POWER

Input: 100-240vac 50/60hz 1.6a

Output: dc 12v

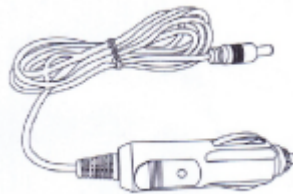
Method of use:

- (1) The power insert into the massager.
- (2) The power plug insert into the socket.



CAR CHARGER

Method of use: Connect one end of the car charger cable to the massager and the other to the vehicle socket.



CLEANING AND MAINTENANCE

- 1) After using this product, you must pull it from the plug and let this device cool before cleaning it.
- 2) After you use the device, use a wet cloth to wipe off dust and dirt.
- 3) Please do not use corrosive cleaner, such as benzene or thinner to clean this product.
- 4) ATTENTION: Please do not use a wet cloth to clean the control panel. That could cause failure. Use only a dry cloth to wipe it.
- 5) If you don't use this device for a long time, wipe it clean, put it into a case and store in a dry and ventilated place. Placing it in damp environment could damage your device.

TROUBLESHOOTING

- Pay attention to these most probable problems and their solutions.
- If you have any problem (not included here), try following steps:
 1. Turn off the power of the product, unplug the power plug from the socket.
 2. Keep this product closed 60 minutes.
 3. Insert the plug into the power socket and open the switch.
 4. If the problem still remains, please contact our customer service centre.

Fault	Reason	Management
The product cannot work	The socket is unplugged.	Plug the socket safely.
	Power button is not switched on.	Switch on.
	This product has just finished a 20 min massage and automatically entered the standby mode.	ON/OFF, if you want to take a massage again, push button ON/OFF.

	Overloading of this product (someone is standing on the device or there is something heavy lying on top of it).	Unplug the power plug and remove the excessive weight. Then plug the device in and turn it on.
Overheating/ Power supply cord damaged/Atypical smoking	Let this device cool after each 20 mins. massage.	Remove it out of outlet and let it cool in a cold place. If this problem remains, do not use it and contact the seller.
Thermostat heating – protection disconnected	Internal explosion	

OTHER PARAMETERS

Model: D180

Name: Neck and shoulder warm massager

Rated voltage: 12V 

Rated power: 24 W

Rated working time: 20 minutes

Product safeguard construction:



TERMS AND CONDITIONS OF WARRANTY, WARRANTY CLAIMS

General Conditions of Warranty and Definition of Terms

All Warranty Conditions stated hereunder determine Warranty Coverage and Warranty Claim Procedure. Conditions of Warranty and Warranty Claims are governed by Act No. 40/1964 Coll. Civil Code, Act No. 513/1991 Coll., Commercial Code, and Act No. 634/1992 Coll., Consumer Protection Act, as amended, also in cases that are not specified by these Warranty rules.

The seller is SEVEN SPORT s.r.o. with its registered office in Borivojova Street 35/878, Prague 13000, Company Registration Number: 26847264, registered in the Trade Register at Regional Court in Prague, Section C, Insert No. 116888.

According to valid legal regulations it depends whether the Buyer is the End Customer or not.

“The Buyer who is the End Customer” or simply the “End Customer” is the legal entity that does not conclude and execute the Contract in order to run or promote his own trade or business activities.

“The Buyer who is not the End Customer” is a Businessman that buys Goods or uses services for the purpose of using the Goods or services for his own business activities. The Buyer conforms to the General Purchase Agreement and business conditions to the extent specified in the Commercial Code.

These Conditions of Warranty and Warranty Claims are an integral part of every Purchase Agreement made between the Seller and the Buyer. All Warranty Conditions are valid and binding, unless otherwise specified in the Purchase Agreement, in the Amendment to this Contract or in another written agreement.

Warranty Conditions

Warranty Period

The Seller provides the Buyer a 24 months Warranty for Goods Quality, unless otherwise specified in the Certificate of Warranty, Invoice, Bill of Delivery or other documents related to the Goods. The legal warranty period provided to the Consumer is not affected.

By the Warranty for Goods Quality, the Seller guarantees that the delivered Goods shall be, for a certain period of time, suitable for regular or contracted use, and that the Goods shall maintain its regular or contracted features.

The Warranty does not cover defects resulting from (if applicable):

- User's fault, i.e. product damage caused by unqualified repair work, improper assembly, insufficient insertion of seat post into frame, insufficient tightening of pedals and cranks
- Improper maintenance
- Mechanical damages
- Regular use (e.g. wearing out of rubber and plastic parts, moving mechanisms, joints etc.)
- Unavoidable event, natural disaster
- Adjustments made by unqualified person
- Improper maintenance, improper placement, damages caused by low or high temperature, water, inappropriate pressure, shocks, intentional changes in design or construction etc.

Warranty Claim Procedure

The Buyer is obliged to check the Goods delivered by the Seller immediately after taking the responsibility for the Goods and its damages, i.e. immediately after its delivery. The Buyer must check the Goods so that he discovers all the defects that can be discovered by such check.

When making a Warranty Claim the Buyer is obliged, on request of the Seller, to prove the purchase and validity of the claim by the Invoice or Bill of Delivery that includes the product's serial number, or eventually by the documents without the serial number. If the Buyer does not prove the validity of the Warranty Claim by these documents, the Seller has the right to reject the Warranty Claim.

If the Buyer gives notice of a defect that is not covered by the Warranty (e.g. in the case that the Warranty Conditions were not fulfilled or in the case of reporting the defect by mistake etc.), the Seller is eligible to require a compensation for all the costs arising from the repair. The cost shall be calculated according to the valid price list of services and transport costs.

If the Seller finds out (by testing) that the product is not damaged, the Warranty Claim is not accepted. The Seller reserves the right to claim a compensation for costs arising from the false Warranty Claim.

In case the Buyer makes a claim about the Goods that is legally covered by the Warranty provided by the Seller, the Seller shall fix the reported defects by means of repair or by the exchange of the damaged part or product for a new one. Based on the agreement of the Buyer, the Seller has the right to exchange the defected Goods for a fully compatible Goods of the same or better technical characteristics. The Seller is entitled to choose the form of the Warranty Claim Procedures described in this paragraph.

The Seller shall settle the Warranty Claim within 30 days after the delivery of the defective Goods, unless a longer period has been agreed upon. The day when the repaired or exchanged Goods is handed over to the Buyer is considered to be the day of the Warranty Claim settlement. When the Seller is not able to settle the Warranty Claim within the agreed period due to the specific nature of the Goods defect, he and the Buyer shall make an agreement about an alternative solution. In case such agreement is not made, the Seller is obliged to provide the Buyer with a financial compensation in the form of a refund.



SEVEN SPORT s.r.o.

Registered Office:	Borivojova 35/878, 130 00 Praha 3, Czech Republic
Headquarters:	Delnicka 957, 749 01 Vitkov, Czech Republic
Warranty & Service Centre:	Cermenska 486, 749 01 Vitkov, Czech Republic
CRN:	26847264
VAT ID:	CZ26847264
Phone:	+420 556 300 970
E-mail:	eshop@insportline.cz reklamace@insportline.cz servis@insportline.cz
Web:	www.insportline.cz

SK

INSPORTLINÉ s.r.o.

Headquarters, Warranty & Service centre:	Elektrická 6471, 911 01 Trenčín, Slovakia
CRN:	36311723
VAT ID:	SK2020177082
Phone:	+421(0)326 526 701
E-mail:	objednavky@insportline.sk reklamacie@insportline.sk servis@insportline.sk
Web:	www.insportline.sk

Date of Sale:

Stamp and Signature of Seller: