



USER MANUAL – EN

**IN 10970 Adjustable Exercise Ball Chair inSPORTline
G-Chair**



Worldwide Patented

CONTENTS

SET-UP..... 3
IMPORTANT SAFETY PRECAUTIONS 3
CARE..... 3
IMPORTANT SAFETY NOTICE..... 4
PARTS LIST 4
CHAIR ASSEMBLY 5
TERMS AND CONDITIONS OF WARRANTY, WARRANTY CLAIMS..... 6

SET-UP

1. Remove the Fit-Chair and Fitness Ball from the box and check for shipping damage. It is normal for the fitness ball to have slight creases or fold marks when first inflated, and it is normal for the chair and ball to have a strong plastic smell when new.
2. Allow ball to reach room temperature before inflating.
3. Screw inflator tip onto tip of pump. The inflator tip can also be used with most standard bike pumps. Insert inflator tip into hole in Fitness Ball. Inflate the ball until very firm. Initially the ball may seem too small for the chair. 24-48 hours after the initial inflation, the ball will “relax” and you will be able to top off with air to full size. This is normal.
4. Remove inflator tip from ball and immediately insert plug completely into hole. Your ball is now ready for use. Slight leakage may occur over time. Top off when necessary.
5. Assemble chair as shown on the following pages.
6. Place ball in the chair base. Sit on the top center of ball chair with feet flat on floor and shins vertical. Thighs should be parallel to the floor. If necessary, deflate ball to desired height, maintaining adequate firmness.

IMPORTANT SAFETY PRECAUTIONS

Please read before setting up or using the Fit-Chair

1. Not all exercise is suitable for everyone. To reduce the risk of injury consult a health professional before beginning this or any exercise program and before using this or any other exercise equipment.
2. The instructions presented in this booklet are not intended as a substitute for medical advice or counsel.
3. If you suffer from heart disease, high blood pressure or any other disease or condition, consult your physician before beginning any exercise program.
4. Perform stretches and exercises in a slow and controlled manner. Stop and rest if you dizzy or short of breath.
5. Choose a generously sized area that is clear of furniture and other obstructions before performing stretches or exercises.
6. Use the fitness ball on smooth surfaces. Do not use the fitness ball if deep scratches or gouges exist.
7. Use product only as intended.
8. Do not lean against the chair's back with full body weight. The back is designed only for stability while performing the stretches and exercises shown.
9. ****Lock casters firmly before performing stretches or exercises using the chair****
10. CAUTION: Weight on this product should not exceed 300 lbs.

CARE
















1. When using ball without the chair, clear workout area of sharp objects that may puncture ball. Use only on a smooth surface.
2. Avoid exposing ball to rough, sharp or abrasive surfaces, or to heat or excessive sunlight.
3. Avoid placing or rolling ball on newspaper, photocopies or other materials printed in ink as ink may permanently mark ball.
4. Hand wash ball with a soft cloth and warm soapy water. Do not use harsh or abrasive chemicals or cleaning tools that may scratch ball. Wipe chair with damp cloth.

5. When using ball in the chair, ensure all parts are firmly attached and ball is filled to desired firmness as leakage may occur over time. Re-inflate when necessary.
6. Use chair on a smooth, flat surface free of any obstructions for best results.

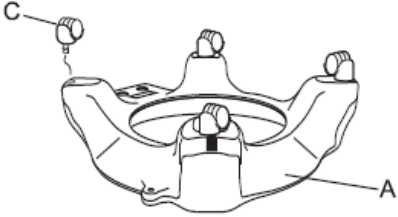
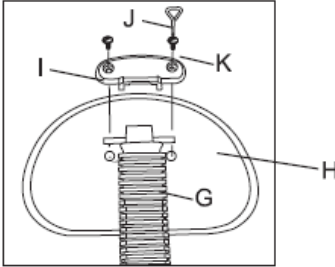
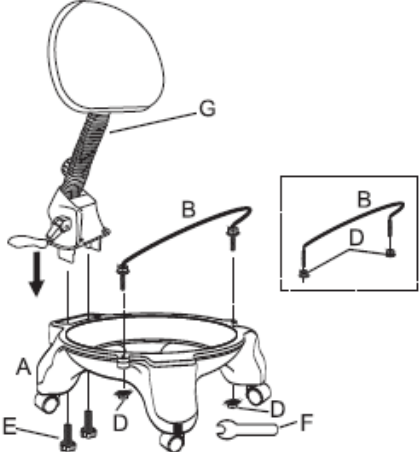
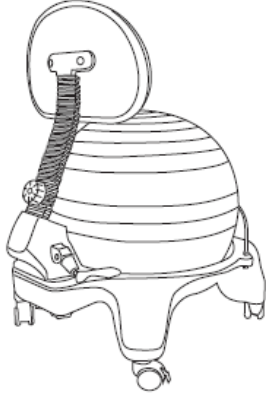
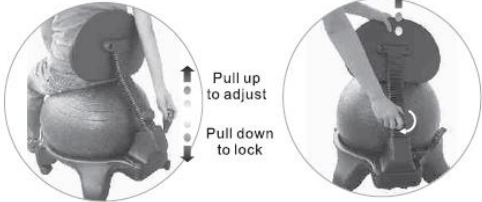
IMPORTANT SAFETY NOTICE

Before starting any exercise program, consult your physician. You must make sure that you do not have any medical or health conditions that could affect the safety and effectiveness of your exercise program. If at any time during your exercise you are experiencing discomfort or pain, stop the exercise immediately and consult your physician.

PARTS LIST

NO	PART	QTY	NO	PART	QTY
A		1	H		1
B		1	I		1
			J		1
C		4	K		2
D		4	L		1
E		2	M		1
F		1	N		1
G		1	O		1

CHAIR ASSEMBLY

<p>Put the chair frame part (A) upside down to insert with casters (C).</p>	
<p>Line up part (I) exactly with part (G) cross bar, aim at 2 holes of (H) and use tool (J) to screw them firmly with (K).</p>	
<p>Turn over part (A) with casters, insert completed set back (G)+(I)+(H) into (A) then. Assemble both parts in place with 2 knobs (E) provided.</p> <p>Using provided wrench (F) to install the support bar (B) with 4 lock nuts (D).</p>	
<p>Inflate the ball to desired size and put it into chair frame firmly.</p>	
<p>Adjust seatback to-and-fro, high or low to desired position.</p>	

TERMS AND CONDITIONS OF WARRANTY, WARRANTY CLAIMS

General Conditions of Warranty and Definition of Terms

All Warranty Conditions stated hereunder determine Warranty Coverage and Warranty Claim Procedure. Conditions of Warranty and Warranty Claims are governed by Act No. 40/1964 Coll. Civil Code, Act No. 513/1991 Coll., Commercial Code, and Act No. 634/1992 Coll., Consumer Protection Act, as amended, also in cases that are not specified by these Warranty rules.

The seller is SEVEN SPORT s.r.o. with its registered office in Borivojova Street 35/878, Prague 13000, Company Registration Number: 26847264, registered in the Trade Register at Regional Court in Prague, Section C, Insert No. 116888.

According to valid legal regulations it depends whether the Buyer is the End Customer or not.

“The Buyer who is the End Customer” or simply the “End Customer” is the legal entity that does not conclude and execute the Contract in order to run or promote his own trade or business activities.

“The Buyer who is not the End Customer” is a Businessman that buys Goods or uses services for the purpose of using the Goods or services for his own business activities. The Buyer conforms to the General Purchase Agreement and business conditions to the extent specified in the Commercial Code.

These Conditions of Warranty and Warranty Claims are an integral part of every Purchase Agreement made between the Seller and the Buyer. All Warranty Conditions are valid and binding, unless otherwise specified in the Purchase Agreement, in the Amendment to this Contract or in another written agreement.

Warranty Conditions

Warranty Period

The Seller provides the Buyer a 24 months Warranty for Goods Quality, unless otherwise specified in the Certificate of Warranty, Invoice, Bill of Delivery or other documents related to the Goods. The legal warranty period provided to the Consumer is not affected.

By the Warranty for Goods Quality, the Seller guarantees that the delivered Goods shall be, for a certain period of time, suitable for regular or contracted use, and that the Goods shall maintain its regular or contracted features.

The Warranty does not cover defects resulting from:

User's fault, i.e. product damage caused by unqualified repair work, improper assembly, insufficient insertion of seat post into frame, insufficient tightening of pedals and cranks

Improper maintenance

Mechanical damages

Regular use (e.g. wearing out of rubber and plastic parts, joints etc.)

Unavoidable event, natural disaster

Adjustments made by unqualified person

Improper maintenance, improper placement, damages caused by low or high temperature, water, inappropriate pressure, shocks, intentional changes in design or construction etc.

Warranty Claim Procedure

The Buyer is obliged to check the Goods delivered by the Seller immediately after taking the responsibility for the Goods and its damages, i.e. immediately after its delivery. The Buyer must check the Goods so that he discovers all the defects that can be discovered by such check.

When making a Warranty Claim the Buyer is obliged, on request of the Seller, to prove the purchase and validity of the claim by the Invoice or Bill of Delivery that includes the product's serial number, or eventually by the documents without the serial number. If the Buyer does not prove the validity of the Warranty Claim by these documents, the Seller has the right to reject the Warranty Claim.

If the Buyer gives notice of a defect that is not covered by the Warranty (e.g. in the case that the Warranty Conditions were not fulfilled or in the case of reporting the defect by mistake etc.), the Seller is eligible to require a compensation for all the costs arising from the repair. The cost shall be calculated according to the valid price list of services and transport costs.

If the Seller finds out (by testing) that the product is not damaged, the Warranty Claim is not accepted. The Seller reserves the right to claim a compensation for costs arising from the false Warranty Claim.

In case the Buyer makes a claim about the Goods that is legally covered by the Warranty provided by the Seller, the Seller shall fix the reported defects by means of repair or by the exchange of the damaged part or product for a new one. Based on the agreement of the Buyer, the Seller has the right to exchange the defected Goods for a fully compatible Goods of the same or better technical characteristics. The Seller is entitled to choose the form of the Warranty Claim Procedures described in this paragraph.

The Seller shall settle the Warranty Claim within 30 days after the delivery of the defective Goods, unless a longer period has been agreed upon. The day when the repaired or exchanged Goods is handed over to the Buyer is considered to be the day of the Warranty Claim settlement. When the Seller is not able to settle the Warranty Claim within the agreed period due to the specific nature of the Goods defect, he and the Buyer shall make an agreement about an alternative solution. In case such agreement is not made, the Seller is obliged to provide the Buyer with a financial compensation in the form of a refund.



SEVEN SPORT s.r.o.

Registered Office:	Borivojova 35/878, 130 00 Praha 3, Czech Republic
Headquarters:	Delnicka 957, 749 01 Vitkov, Czech Republic
Warranty & Service Centre:	Cermenska 486, 749 01 Vitkov, Czech Republic
CRN:	26847264
VAT ID:	CZ26847264
Phone:	+420 556 300 970
E-mail:	eshop@insportline.cz reklamace@insportline.cz servis@insportline.cz
Web:	www.insportline.cz

SK

INSPORTLIN s.r.o.

Headquarters, Warranty & Service centre:	Elektricka 6471, 911 01 Trencin, Slovakia
CRN: 36311723	
VAT ID: SK2020177082	
Phone:	+421(0)326 526 701
E-mail:	objednavky@insportline.sk reklamacie@insportline.sk servis@insportline.sk
Web:	www.insportline.sk

Date of Sale:

Stamp and Signature of Seller: